

TRAFFIC MANAGEMENT SIGNS







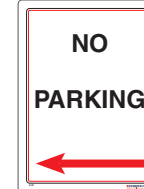





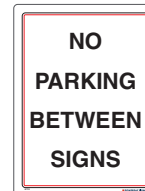














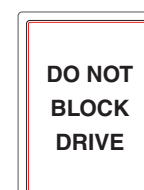

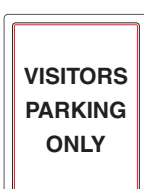





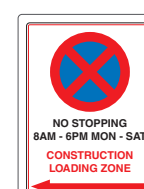
- | Traffic & Parking Signs
- | Supplementary Signs
- | Temporary Warning Signs
- | Temporary Paddle Signs
- | Cone Mounted Signs



TRAFFIC & PARKING SIGNS

Used to display the speed limit of a particular area and restrict the speed of machinery or vehicles. Signs consist of the speed limit displayed in black text centered within a red circle. They can be purchased as either a square, rectangle, or circular sign.

TRAFFIC & PARKING SIGNS

 6100	 6101	 6102	 6103	 6104	 6105	 6106	 6107
 6108	 6109	 6110	 6111	 6112	 6113	 6114	 6116
 6117	 6118	 6119	 6120	 6121	 6124	 6125	 6126
 6127	 6128	 6129	 6130	 6131	 6132	 6134	 6136
 6137	 6138	 6139	 6140	 6141	 6142	 6146	 6147

Other sizes available for speed signs
Give us a call or check out our website!

PERSONNEL & SITE SAFETY
SITE SECURITY
TMC SIGNAGE
ENVIRONMENTAL & CIVIL SUPPLIES
FORMWORK & ACCESSORIES
FASTENERS & ADHESIVES
CONCRETE FINISHING
CONCRETE VIBRATORS
GROUT MIX & PUMPING
PLANT & EQUIPMENT
CUTTING, DRILLING & GRINDING
HAND TOOLS
SURFACE PROTECTION
SITE LIGHTING
MATERIALS HANDLING
SITE SIGNAGE

TTMC SIGNS

TTMC signs are typically used to regulate traffic, convey important information to drivers, and ensure road safety. TTMC signs in New Zealand follow specific shapes, colors, and symbols to convey different types of information to drivers, pedestrians, and other road users.

I SUPPLEMENTARY SIGNS

NEXT 1 km TW-1.1A (1) 300 X 900
TW-1.1B (1) 450 X 1200

NEW SEAL TW-1.2.1A 300 X 900
TW-1.2.1B 450 X 1200

SURVEYING TW-1.7A 300 X 900
TW-1.7B 450 X 1200

WALKERS TW-2.13.2A 300 X 900
TW-2.13.2B 450 X 1200

FILM CREW TW-2.18A 300 X 900
TW-2.18B 450 X 1200

ICE / GRIT TW-4.1A 300 X 900
TW-4.1B 450 X 1200

400 m TW-7(400) 450 X 1200

THANK YOU TW-17A(100) 300 X 900
TW-17B(100) 450 X 1200

NEXT 2 km TW-1.1A (2) 300 X 900
TW-1.1B (2) 450 X 1200

WET TAR TW-1.2.2A 300 X 900
TW-1.2.2B 450 X 1200

FLOODING TW-2.1A 300 X 900
TW-2.1B 450 X 1200

ACCIDENT TW-2.14A 300 X 900
TW-2.14B 450 X 1200

WASHOUT TW-2.2A 300 X 900
TW-2.2B 450 X 1200

100 m TW-7(100) 450 X 1200

ONE LANE TL9S 300 X 900

TEMPORARY RG-4 300 X 900

NEXT 3 km TW-1.1A (3) 300 X 900
TW-1.1B (3) 450 X 1200

GRADER T132A 300 X 900
T132B 450 X 1200

CYCLE RACE TW-2.13.1A 300 X 900
TW-2.13.1B 450 X 1200

FIRE TW-2.15A 300 X 900
TW-2.15B 450 X 1200

LINEMEN TW-2.3A 300 X 900
TW-2.3B 450 X 1200

200 m TW-7(200) 450 X 1200

EMERGENCY TW233 300 X 900

NEXT 4 km TW-1.1A (4) 300 X 900
TW-1.1B (4) 450 X 1200

MOWER T136 300 X 900
T136 450 X 1200

RUNNERS TW-2.13.2A 300 X 900
TW-2.13.2B 450 X 1200

FUNERAL TW-2.17A 300 X 900
TW-2.17B 450 X 1200

BLASTING TW-2.4A 300 X 900
TW-2.4B 450 X 1200

300 m TW-7(300) 450 X 1200

WORKS END TW-16 300 X 900

10 km/h AHEAD TW-1B3(10) 600 X 1200

50 km/h AHEAD TW-1B3(50) 600 X 1200

20 km/h AHEAD TW-1B3(20) 600 X 1200

60 km/h AHEAD TW-1B3(60) 600 X 1200

30 km/h AHEAD TW-1B3(30) 600 X 1200

70 km/h AHEAD TW-1B3(70) 600 X 1200

40 km/h AHEAD TW-1B3(40) 600 X 1200

80 km/h AHEAD TW-1B3(80) 600 X 1200

PERSONNEL & SITE SAFETY
SITE SECURITY
TTMC SIGNAGE
ENVIRONMENTAL & CIVIL SUPPLIES
FORMWORK & ACCESSORIES
FASTENERS & ADHESIVES
CONCRETE FINISHING
CONCRETE VIBRATORS
GROUT MIX & PUMPING
PLANT & EQUIPMENT
CUTTING, DRILLING & GRINDING
HAND TOOLS
SURFACE PROTECTION
SITE LIGHTING
MATERIALS HANDLING
SITE SIGNAGE

I SUPPLEMENTARY SIGNS

<p>SKID TESTING TW133A 450 X 900 TW133B 600 X 1200</p>	<p>WEED SPRAYER TW137A 450 X 900 TW137B 600 X 1200</p>	<p>ROAD MARKING TW-1.4A 450 X 900 TW-1.4B 600 X 1200</p>	<p>ON SIDE ROAD TW-1.5A 450 X 900 TW-1.5B 600 X 1200</p>
<p>SHOULDER CLOSED TW-1.6A 450 X 900 TW-1.6B 600 X 1200</p>	<p>BRIDGE REPAIRS TW-1.8A 450 X 900 TW-1.8B 600 X 1200</p>	<p>TREE FELLING TW-2.5A 450 X 900 TW-2.5B 600 X 1200</p>	<p>LOGGING TRUCKS TW-2.6A 450 X 900 TW-2.6B 600 X 1200</p>
<p>TRUCKS CROSSING TW-2.7A 450 X 900 TW-2.7B 600 X 1200</p>	<p>NO ROAD MARKING TW-2.8A 450 X 900 TW-2.8B 600 X 1200</p>	<p>SIGNALS CHANGED TW-2.9A 450 X 900 TW-2.9B 600 X 1200</p>	<p>SEAL REPAIRS TW-5.2A 450 X 900 TW-5.2B 600 X 1200</p>
<p>PLEASE STOP ON REQUEST TW-15.1A 450 X 900 TW-15.1B 600 X 1200</p>	<p>WORKS END THANK YOU TW-16A 450 X 900 TW-16B 600 X 1200</p>	<p>DRY YOUR BRAKES TW-19A 450 X 900 TW-19B 600 X 1200</p>	<p>DETOUR ENDS TW-23A 450 X 900 TW-23B 600 X 1200</p>
<p>CROSSING CLOSED PLEASE USE ALTERNATIVE CROSSING TW-30A 450 X 900 TW-30B 600 X 1200</p>	<p>SIGNALS NOT WORKING T220A 450 X 900 T220B 600 X 1200</p>	<p>NEW ROAD LAYOUT T221A 450 X 900 T221B 600 X 1200</p>	<p>CYCLISTS AHEAD T230A 450 X 900 T230B 600 X 1200</p>
<p>HIDDEN QUEUE T234A 450 X 900 T234B 600 X 1200</p>	<p>TRAINS RUNNING T235A 450 X 900 T235B 600 X 1200</p>	<p>FOOTPATH CLOSED PLEASE USE OTHER SIDE TU2A 450 X 900 TU2B 600 X 1200</p>	<p>CYCLISTS AHEAD T230A 450 X 900 T230B 600 X 1200</p>
<p>RUNNERS AHEAD T231 500 X 900</p>	<p>WALKERS AHEAD T232 500 X 900</p>	<p>ROAD INSPECTION TW27 500 X 900</p>	<p>PASS WITH CARE TW-34 500 X 900</p>
<p>TRAFFIC SURVEY TW-2.12 500 X 900</p>	<p> RP51 750 X 750</p>	<p> RP52 750 X 750</p>	



PERSONNEL & SITE SAFETY
 SITE SECURITY
TMIC SIGNAGE
 ENVIRONMENTAL & CIVIL SUPPLIES
 FORMWORK & ACCESSORIES
 FASTENERS & ADHESIVES
 CONCRETE FINISHING
 CONCRETE VIBRATORS
 GROUT MIX & PUMPING
 PLANT & EQUIPMENT
 CUTTING, DRILLING & GRINDING
 HAND TOOLS
 SURFACE PROTECTION
 SITE LIGHTING
 MATERIALS HANDLING
 SITE SIGNAGE

I TEMPORARY WARNING SIGNS



TW-1A
750 X 750
2mm ALI HIP
Reflective



TW-2A
750 X 750
2mm ALI HIP
Reflective



TW-3AL
750 X 750
2mm ALI HIP
Reflective



TW-3AR
750 X 750
2mm ALI HIP
Reflective



TW-4A
750 X 750
2mm ALI HIP
Reflective



TW-5A
750 X 750
2mm ALI HIP
Reflective



TW-6A
750 X 750
2mm ALI HIP
Reflective



TW-6.1A
750 X 750
2mm ALI HIP
Reflective



TW13-AL
750 X 750
2mm ALI HIP
Reflective



TW13-AR
750 X 750
2mm ALI HIP
Reflective



TW13-1A
750 X 750
2mm ALI HIP
Reflective



TW-14A
750 X 750
2mm ALI HIP
Reflective



TW-15A
750 X 750
2mm ALI HIP
Reflective



TW-35A
750 X 750
2mm ALI HIP
Reflective



TW-36A
750 X 750
2mm ALI HIP
Reflective



TZ3
325 X 325
Single Sided



TW-1B
1200 X 1200
2.5mm ALI HIP
Reflective



TW-2B
1200 X 1200
2mm ALI HIP
Reflective



TW-3BL
1200 X 1200
2mm ALI HIP
Reflective



TW-3BR
1200 X 1200
2mm ALI HIP
Reflective



TW-4B
750 X 750
2mm ALI HIP
Reflective




TW-5B
750 X 750
2mm ALI HIP
Reflective



TW-6B
750 X 750
2mm ALI HIP
Reflective



TW-6.1B
750 X 750
2mm ALI HIP
Reflective



TW-14B
750 X 750
2mm ALI HIP
Reflective



TW-15B
750 X 750
2mm ALI HIP
Reflective



TW-35B
750 X 750
2mm ALI HIP
Reflective



TW-36B
750 X 750
2mm ALI HIP
Reflective



DELAYS POSSIBLE
2 km

TW-1B.2.2 1800 X 2400



1 km

TW-1B.1.1 1200 X 1800



2 km

TW-1B.1.2 1200 X 1800

1 km

TW-1B.1.1 600 X 1200

2 km

TW-1B.1.2 600 X 1200

GIVE WAY

RG19 300 X 900

EXIT



TW-12 1200 X 1200

PERSONNEL & SITE SAFETY
SITE SECURITY
TTMC SIGNAGE
ENVIRONMENTAL & CIVIL SUPPLIES
FORMWORK & ACCESSORIES
FASTENERS & ADHESIVES
CONCRETE FINISHING
CONCRETE VIBRATORS
GROUT MIX & PUMPING
PLANT & EQUIPMENT
CUTTING, DRILLING & GRINDING
HAND TOOLS
SURFACE PROTECTION
SITE LIGHTING
MATERIALS HANDLING
SITE SIGNAGE

I TEMPORARY WARNING SIGNS



TU31 450 X 900



TU35 450 X 900



TU43 450 X 900



TU32 450 X 900



TU36 450 X 900



TU44 450 X 900



TU33 450 X 900



TU41 450 X 900



TU45 450 X 900



TU34 450 X 900



TU42 450 X 900



TU46 450 X 900



TL2L (A) 750 X 750
TL2L (B) 1200 X 1200
2.5mm ALI HIP Reflective



TL33 (A) 750 X 750
TL33 (B) 1200 X 1200
2.5mm ALI HIP Reflective



TL71 (A) 750 X 750
TL71 (B) 1200 X 1200
2.5mm ALI HIP Reflective



TL83 (A) 750 X 750
TL83 (B) 1200 X 1200
2.5mm ALI HIP Reflective



TZ1L (A)(200) 750 X 750
TZ1L (B)(200) 1200 X 1200
2.5mm ALI HIP Reflective



TL2R (A) 750 X 750
TL2R (B) 1200 X 1200
2.5mm ALI HIP Reflective



TL3L (A) 750 X 750
TL3L (B) 1200 X 1200
2.5mm ALI HIP Reflective



TL72 (A) 750 X 750
TL72 (B) 1200 X 1200
2.5mm ALI HIP Reflective



TL84 (A) 750 X 750
TL84 (B) 1200 X 1200
2.5mm ALI HIP Reflective



TZ1R (A)(200) 750 X 750
TZ1R (B)(200) 1200 X 1200
2.5mm ALI HIP Reflective



TL31 (A) 750 X 750
TL31 (B) 1200 X 1200
2.5mm ALI HIP Reflective



TL5L (A) 750 X 750
TL5L (B) 1200 X 1200
2.5mm ALI HIP Reflective



TL81 (A) 750 X 750
TL81 (B) 1200 X 1200
2.5mm ALI HIP Reflective



TZ1L (A)(100) 750 X 750
TZ1L (B)(100) 1200 X 1200
2.5mm ALI HIP Reflective



TZ2L (A) 750 X 750
TZ2L (B) 1200 X 1200
2.5mm ALI HIP Reflective



TL32 (A) 750 X 750
TL32 (B) 1200 X 1200
2.5mm ALI HIP Reflective



TL5R (A) 750 X 750
TL5R (B) 1200 X 1200
2.5mm ALI HIP Reflective



TL82 (A) 750 X 750
TL82 (B) 1200 X 1200
2.5mm ALI HIP Reflective



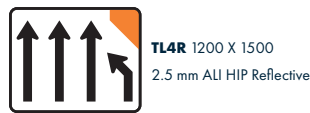
TZ1R (A) 750 X 750
TZ1R (B) 1200 X 1200
2.5mm ALI HIP Reflective




TZ2R (A) 750 X 750
TZ2R (B) 1200 X 1200
2.5mm ALI HIP Reflective



TL4L 1200 X 1500
2.5 mm ALI HIP Reflective



TL4R 1200 X 1500
2.5 mm ALI HIP Reflective



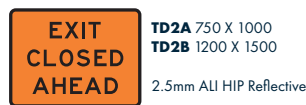
TL6L 1200 X 1500
2.5 mm ALI HIP Reflective



TL6R 1200 X 1500
2.5 mm ALI HIP Reflective



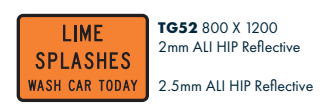
TD1A 750 X 1000
TD1B 1200 X 1500
2.5mm ALI HIP Reflective



TD2A 750 X 1000
TD2B 1200 X 1500
2.5mm ALI HIP Reflective



TG51 800 X 1200
2mm ALI HIP Reflective
2.5mm ALI HIP Reflective



TG52 800 X 1200
2mm ALI HIP Reflective
2.5mm ALI HIP Reflective

PERSONNEL & SITE SAFETY
SITE SECURITY
TM/C SIGNAGE
ENVIRONMENTAL & CIVIL SUPPLIES
FORMWORK & ACCESSORIES
FASTENERS & ADHESIVES
CONCRETE FINISHING
CONCRETE VIBRATORS
GROUT MIX & PUMPING
PLANT & EQUIPMENT
CUTTING, DRILLING & GRINDING
HAND TOOLS
SURFACE PROTECTION
SITE LIGHTING
MATERIALS HANDLING
SITE SIGNAGE

TEMPORARY WARNING SIGNS



TDA1 450 X 900



TDA5 450 X 900



TDB3 450 X 900



TDC1 450 X 900



TDC4 450 X 900



TDD3 450 X 900



DETOUR ENDS
TD5A 450 X 900
TD5B 600 X 1200



DETOUR AHEAD FOLLOW
TD3D(A) 750 X 1000
TD3D(B) 1200 X 1500



TDA2 450 X 900



TDA6 450 X 900



TDB4 450 X 900



TDC2 450 X 900



TDC6 450 X 900



TDD4 450 X 900



DETOUR AHEAD FOLLOW
TD3A(A) 750 X 1000
TD3A(B) 1200 X 1500



TDA3 450 X 900



TDB1 450 X 900



TDB5 450 X 900



TDC3 450 X 900



TDD1 450 X 900



TDD5 450 X 900



DETOUR AHEAD FOLLOW
TD3B(A) 750 X 1000
TD3B(B) 1200 X 1500



TDA4 450 X 900



TDB2 450 X 900



TDB6 450 X 900



TDC4 450 X 900



TDD2 450 X 900



TDD6 450 X 900



DETOUR AHEAD FOLLOW
TD3C(A) 750 X 1000
TD3C(B) 1200 X 1500

TEMPORARY - SIGN STANDS



STL1-BS-35 LEVEL 1 BASE
STL1-35-DS LEVEL 1 STAND



STL2-BS-35 LEVEL 2 BASE
STL2-35-DS LEVEL 2 STAND

SIGN STAND ACCESSORIES

SIGN HIDE TAPE

SKU: 6910-SH
SIZE: 300mm x 150m



SIGN STAND WEIGHT

SKU: 6910-SSBW
WEIGHT: 20kg



GROUND SPIKE SIGN HOLDER

SKU: 6910-SSGSB
HEIGHT: 485mm



TEMPORARY PADDLE SIGNS

SKU: TW33
SIGN SIZE: 450mm
LENGTH: 1.8m



























SKU: TW33-MINI
SIGN SIZE: 345mm
LENGTH: 300mm











PERSONNEL & SITE SAFETY
SITE SECURITY
TTMC SIGNAGE
ENVIRONMENTAL & CIVIL SUPPLIES
FORMWORK & ACCESSORIES
FASTENERS & ADHESIVES
CONCRETE FINISHING
CONCRETE VIBRATORS
GROUT MIX & PUMPING
PLANT & EQUIPMENT
CUTTING, DRILLING & GRINDING
HAND TOOLS
SURFACE PROTECTION
SITE LIGHTING
MATERIALS HANDLING
SITE SIGNAGE

I TEMPORARY WARNING SIGNS

 10 RG1 (10) (A) 450 X 450 RG1 (10) (B) 600 X 600 RG1 (10) (C) 900 X 900	 20 RG1 (20) (A) 450 X 450 RG1 (20) (B) 600 X 600 RG1 (20) (C) 900 X 900	 30 RG1 (30) (A) 450 X 450 RG1 (30) (B) 600 X 600 RG1 (30) (C) 900 X 900	 40 RG1 (40) (A) 450 X 450 RG1 (40) (B) 600 X 600 RG1 (40) (C) 900 X 900
 50 RG1 (50) (A) 450 X 450 RG1 (50) (B) 600 X 600 RG1 (50) (C) 900 X 900	 60 RG1 (60) (A) 450 X 450 RG1 (60) (B) 600 X 600 RG1 (60) (C) 900 X 900	 70 RG1 (70) (A) 450 X 450 RG1 (70) (B) 600 X 600 RG1 (70) (C) 900 X 900	 80 RG1 (80) (A) 450 X 450 RG1 (80) (B) 600 X 600 RG1 (80) (C) 900 X 900
 90 RG1 (90) (A) 450 X 450 RG1 (90) (B) 600 X 600 RG1 (90) (C) 900 X 900	 100 RG1 (100) (A) 450 X 450 RG1 (100) (B) 600 X 600 RG1 (100) (C) 900 X 900	 RD1L (A) 450 X 450 RD1L (B) 600 X 600 RD1L (C) 900 X 900	 RD1R (A) 450 X 450 RD1R (B) 600 X 600 RD1R (C) 900 X 900
 RD1U (A) 450 X 450 RD1U (B) 600 X 600 RD1U (C) 900 X 900	 NO ENTRY RD2 (A) 450 X 450 RD2 (B) 600 X 600 RD2 (C) 900 X 900	 ROAD CLOSED RD3 (A) 450 X 450 RD3 (B) 600 X 600 RD3 (C) 900 X 900	 RD5LR (A) 450 X 450 RD5LR (B) 600 X 600 RD5LR (C) 900 X 900
 RD5L (A) 450 X 450 RD5L (B) 600 X 600 RD5L (C) 900 X 900	 RD5R (A) 450 X 450 RD5R (B) 600 X 600 RD5R (C) 900 X 900	 RD6L (A) 450 X 450 RD6L (B) 600 X 600 RD6L (C) 900 X 900	 RD6R (A) 450 X 450 RD6R (B) 600 X 600 RD6R (C) 900 X 900
 RD5L (A) 450 X 450 RD5L (B) 600 X 600 RD5L (C) 900 X 900	 STOP RP1 (A) 750 X 750 RP1 (B) 900 X 900 RP1 (C) 1200 X 1200	 GIVE WAY RP2 (A) 750 X 750 RP2 (B) 900 X 900 RP2 (C) 1200 X 1200	 RP51 (A) 750 X 750 RP51 (B) 900 X 900 RP51 (C) 1200 X 1200

I TEMPORARY - CONE MOUNTED SIGNS

 RP-1.1CS CONE SLEEVE	 RP-1.1CM 350 X 500	 RG-17L 300 X 300	 RG17CM 300 X 300	 RG-34.1 300 X 600	 RG17.1LCM 300 X 600
		 RG-17R 300 X 300	 RG34CM 300 X 300	 RG-34.1 300 X 600	 RG17.1LCM 300 X 600

PERSONNEL & SITE SAFETY
SITE SECURITY
TMC SIGNAGE
ENVIRONMENTAL & CIVIL SUPPLIES
FORMWORK & ACCESSORIES
FASTENERS & ADHESIVES
CONCRETE FINISHING
CONCRETE VIBRATORS
GROUT MIX & PUMPING
PLANT & EQUIPMENT
CUTTING, DRILLING & GRINDING
HAND TOOLS
SURFACE PROTECTION
SITE LIGHTING
MATERIALS HANDLING
SITE SIGNAGE