



**POWERPAC**



# CONCRETE FORMWORK & SLAB

- | SMARTFORM
- | FORMWORK CONSUMABLES
- | SEALING & FASTENERS
- | CONCRETE JOINTING
- | MACHINERY
- | PROPPING & SHORING

# OUR MISSION

WE PROVIDE CONSTRUCTION EQUIPMENT & SUPPLIES TO THE PEOPLE BUILDING NEW ZEALAND.  
WE WALK IN THEIR BOOTS TO UNDERSTAND THEIR NEEDS AND GIVE THEM MORE CONSTRUCTION TIME.

**WE IMPORT & SELL DIRECT**  
SAVING YOU MONEY

**SERVICE WORKSHOPS**  
TO GUARANTEE AFTER SALES  
PARTS & SERVICE

**HUGE STOCK HELD**  
ELIMINATING BACK ORDERS & SUPPLY  
ISSUES - WE GUARANTEE DELIVERY

**RAPID DELIVERY**  
THROUGH OUR OWN IN-HOUSE  
FREIGHT SERVICE



## SALES & SERVICE TEAM CONTACTS

### WELLINGTON

**Jay Suckling**  
021 228 2864  
Sales Team Leader  
jay.suckling@powerpac.co.nz

**William Ford**  
021 573 843  
Concrete Sales Manager  
william.ford@powerpac.co.nz

**Duncan Moore**  
021 0820 7762  
B&C - Civil Sales  
duncan.moore@powerpac.co.nz

**Tammi Deck**  
0800 23 57 89  
Customer Support Manager  
tammi.deck@powerpac.co.nz

### CHRISTCHURCH

**Taylor Budge**  
022 098 6597  
Lower South Island Sales  
taylor.budge@powerpac.co.nz

**Jon Price**  
022 460 3892  
Upper South Island Sales  
jon.price@powerpac.co.nz

### AUCKLAND

**Ben Suckling**  
021 917 073  
B&C - Civil Sales  
ben.suckling@powerpac.co.nz

**Jordan Imms**  
022 132 1665  
Auckland Workshop  
jordan.imms@powerpac.co.nz

**Chase Stanners**  
021 523 813  
B&C Sales  
chase.stanners@powerpac.co.nz


**Brandon Wiener**  
022 199 3763  
Signage Sales  
brandon@powerpac.co.nz

**Grayson Kira**  
022 651 7481  
B&C Sales  
grayson.kira@powerpac.co.nz

**Daniel Frietman**  
022 018 2215  
Civil Sales  
dan@powerpac.co.nz



# POWERPAC ONLINE



Our site provides you with a secure way to pay and our checkout process is incredibly easy and straightforward. Adding your Purchase Order Number is easy, and you will receive notifications when your order is being processed, shipped and delivered.

Unlock the advantages of a partnership account with us today! Your company may already be a partner, so visit our website to request access, or simply set up your partner account.

**ORDER**


**ONLINE** >>>

Create an account online to get your prices today.

**STREAMLINE YOUR ORDERING.**

**SCAN HERE FOR EASY SETUP.**

[www.powerpac.co.nz/create-account](http://www.powerpac.co.nz/create-account)



## REASONS TO ACTIVATE YOUR ONLINE ACCOUNT:



### **PARTNERSHIP RATES**

Get access to your special rates on our website



### **SITE TAXI**

Solution's Delivered Fast via our Site Taxi



### **30 DAY CREDIT ACCOUNT**

Have the convenience of paying on account at the end of each month

We also have a great customer service team ready to answer any questions you may have. Our team is well-versed in the building industry and can provide expert advice to help you make the best purchasing decision be it on live chat, on the phone or by email.

# SOLUTIONS DELIVERED FAST



Our commitment to you is "Solutions Delivered Fast". We're all about putting you first and making sure you have the solutions you need on time to ensure that you keep your project moving.

Site Taxi is our in-house direct to Site Delivery Service. The Site Taxi Team motto is "you order it & we'll deliver it".

With over 100,000 stock items across our distribution centres in Auckland, Wellington & Christchurch our Site Taxi Team can keep our promise to you "Solutions Delivered Fast".

## AUCKLAND

SITE TAXI DELIVERY ASSETS	SITE TAXI - SERVICE OPTION	3RD PARTY FREIGHT OPTION	CUSTOMER COLLECTIONS:
VAN	Urgent Delivery Service - 2 hr on demand	NZC: Next day delivery to main centers	Depot open from 7.30am - 4.30pm
TRUCK 1: 4m DECK	Order by 9am get it by 4pm same day Order after 9am get it by 10am next day	Mainfreight: 2 - 3 day delivery	
TRUCK 2: 7m DECK	Order by 9am get it by 4pm same day Order after 9am get it by 10am next day		

## WELLINGTON

SITE TAXI DELIVERY ASSETS	SITE TAXI - SERVICE OPTION	3RD PARTY FREIGHT OPTION	CUSTOMER COLLECTIONS:
VAN	Urgent Delivery Service - 2 hr on demand	NZC: Next day delivery to main centers	Depot open from 7.30am - 4.30pm
TRUCK	Order by 9am get it by 4pm same day Order after 9am get it by 10am next day	Mainfreight: 2 - 3 day delivery	
HIAB - CRANE TRUCK	Order by 2pm for delivery by 10am next day		

## CHRISTCHURCH

SITE TAXI DELIVERY ASSETS	SITE TAXI - SERVICE OPTION	3RD PARTY FREIGHT OPTION	CUSTOMER COLLECTIONS:
UTE	Site Taxi Service available on demand	NZC: Next day delivery to main centers	Depot open from 7.30am - 4.30pm
HIAB - CRANE TRUCK	Next day delivery	Mainfreight: 2 - 3 day delivery	

# CONTENTS

## EVERYTHING YOU NEED TO SET UP YOUR SITE

### FORMWORK & SLAB

SmartForm & SmartRib .....	6	Grout Pumps .....	28
Formwork Timber & Precast Magnets .....	8	Mixers .....	29
Adjustable Kickers, Y-Posts, Boxing Pins & Smart Tube .....	9	Shoring Towers & Rapideck .....	30
FutureFlex .....	10	Propping .....	31
Concrete Chemicals .....	11	Mega Beam System .....	32
Tie Wire, Z Bar, Washout Bags & Sand Bags .....	12	Waler Beams .....	34
Formwork Consumables .....	13	PPE & Rebar Safety .....	36
Fasteners .....	14	Generators & Pressure Washers .....	37
Concrete Spacers, Ground Chairs & Form Fillet .....	16	Lumicon Concrete Monitoring System .....	38
Drossbach & Shims .....	18	Rebar Cutting/Bending Machines & Core Drills .....	40
Biscuit Plat Dowels & Crack Inducers .....	19	Scabblers & Pumps .....	41
KeyJoint & Expansion Joint .....	20	Hand Tools & Marking .....	42
Concrete Dowels .....	21	Concrete Skips .....	44
Concrete Cutting Discs & Cups .....	22	SiteVend.....	45
SDS PLUS/MAX .....	23	SitePod.....	46
Abrasives .....	24	OnSite Products .....	47
Durabar .....	25	Cranage & Lifting Attachments .....	48
Concrete Vibration .....	26		

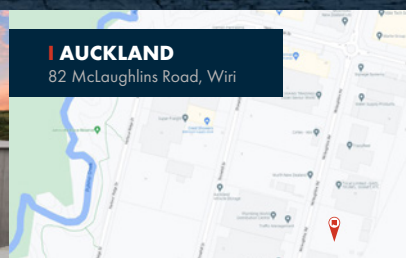
# OUR SERVICE TO YOU

## WE'VE GOT NEW ZEALAND COVERED



WE ALSO SPECIALISE IN  
SUPPLYING THE PACIFIC

FIJI | SAMOA | TONGA |  
CHATHAM ISLANDS | NIUE |  
COOK ISLANDS | VANUATU |  
NEW CALEDONIA



# SmartForm

SmartForm is a sacrificial formwork sheet.

This is a very cost effective & rapid system to create a sacrificial formwork solution, totally adjustable to work around your design parameters.

Eliminates the use of conventional formwork SOINOIN, we supply the sheets pre-formed to meet your specifications

Our sheet sizing ranges from 2450-6000mm height and our standard sheet width is 2250mm.

Easy to cut & penetrate for service ducts

We supply pre-formed ready for install

Zero stripping or form removal costs



We offer you a free of charge pricing & scheduling service


Submit your plans to [sales@powerpac.co.nz](mailto:sales@powerpac.co.nz)

## THE STRENGTH AND VERSATILITY OF SMARTFORM MAKE IT PARTICULARLY USEFUL FOR THE FOLLOWING APPLICATIONS:

- **GROUND BEAMS**
- **VOID FORMATION**
- **FOOTINGS AND BASES**
- **PENETRATIONS**
- **PILE CAPS**
- **TEMPORARY FENCING**
- **CONSTRUCTION JOINTS (STOP ENDS)**
- **SAFETY SCREENS**
- **SPECIAL SHAPES OR CURVES**

SKU:	WIDTH:	LENGTH:
6193-SF245225	<b>2450mm</b>	<b>2250mm</b>
6193-SF240225	<b>2400mm</b>	<b>2250mm</b>
6193-SF180225	<b>1800mm</b>	<b>2250mm</b>
6193-SF150225	<b>1500mm</b>	<b>2250mm</b>
6193-SF120225	<b>1200mm</b>	<b>2250mm</b>
6193-SF90225	<b>900mm</b>	<b>2250mm</b>
6193-SF60225	<b>600mm</b>	<b>2250mm</b>





# SmartRib


SKU: 6193-SRSE

SmartRib is a machine made unique mesh galvanised steel sheet stiffened by roll-formed ribs, that retains poured concrete and provides a perfect bond and shear key to the follow-on pour similar to a fully scabbled joint.

SmartRib becomes a permanent formwork thus there is no stripping required or preparation of the joint surface for the next pour.

## Specifications:

- 455mm x 2250mm size sheet
- 0.4mm thickness



## Advantages:

- Provides a high degree of control over the quality of an interfacing scabbled joint
- Can be installed before reinforcement with bars pushed through the mesh at a later stage
- Material is easy to cut, bend and shape into and around difficult profiles such as toggle joints
- Enables pour to be visually monitored, thus reducing risk of voids or honey combing within concrete



## I HARDWOOD FORMPLY

SKU:	SIZE:
6190-FP241218	2440 x 1220 x 18mm

## I F17 GRADE FORMPLY

SKU:	SIZE:
6190-FPF172412	2400 x 1200 x 18mm



## I POLYPROP FORMWORK

SKU: 6190-PFWS2412

- Sheet Size: 1220 x 2440 x 18mm
- 100% recyclable
- Impervious to moisture
- Will not warp/ shrink
- 28kg sheet weight
- Can be drilled, nailed, glued
- Smooth durable surface
- Zero maintenance, withstands pressure washing to remove concrete residue
- Up to 60 times usage



## I UNTREATED PLYWOOD 2400 X 1200mm

SKU:	GRADE:	THICKNESS:	PACK SIZE:	SKU:	GRADE:	THICKNESS:	PACK SIZE:
6190-CDUT7	CD	7mm	45	6190-DDUT7	DD	7mm	45
6190-CDUT9	CD	9mm	45	6190-DDUT9	DD	9mm	45
6190-CDUT12	CD	12mm	45	6190-DDUT12	DD	12mm	45
6190-CDUT15	CD	15mm	35	6190-DDUT15	DD	15mm	35
6190-CDUT17	CD	17mm	30	6190-DDUT17	DD	17mm	30
6190-CDUT18	CD	18mm	30	6190-DDUT19	DD	19mm	30
6190-CDUT21	CD	22mm	25	6190-DDUT22	DD	22mm	25
6190-CDUT25	CD	25mm	20	6190-DDUT25	DD	25mm	20
6190-CDUT32	CD	32mm	15	6190-DDUT32	DD	32mm	15



## I LVL FORMWORK BEAMS

SKU:	SIZE:
6196-LVL956560	95 x 65mm x 6m
6196-LVL954760	95 x 47mm x 6m
6196-LVL1507760	150 x 77mm x 6m
6196-LVL3003660	300 x 36mm x 6m
6196-LVL4003660	400 x 36mm x 6m




## I PRECAST MAGNETS & FORMWORK CLAMP

SKU:	PRODUCT:	SPECS:
GME-900	Magnet	900kg Force
GME-900C	Clamp	280 x 60 x 40mm
GME-PB	Prybar	-



## I FRAMING TIMBER

SKU:	TYPE:	SIZE:	LENGTHS:	GRADING:
6193-9045	Boxing Timber	90 x 45mm	4.8m, 5.4m, 6m	No2 UT KD
6193-14045	Boxing Timber	140 x 45mm	4.8m, 5.4m, 6m	No2 UT KD
6193-9045SG6	Framing Timber	90 x 45mm	4.8m, 5.4m, 6m	SG6
6193-14045SG6	Framing Timber	140 x 45mm	4.8m, 5.4m, 6m	SG6
6193-9045SG8	Framing Timber	90 x 45mm	4.8m, 5.4m, 6m	SG8
6193-14045SG8	Framing Timber	140 x 45mm	4.8m, 5.4m, 6m	SG8







# Smart Tube

SKU:	DIA:	LENGTH:
6190-ST300	300mm	3000mm
6190-ST370	370mm	3000mm
6190-ST405	405mm	3000mm
6190-ST457	457mm	3000mm
6190-ST508	508mm	3000mm
6190-ST610	610mm	3000mm



## Y-POSTS

SKU:	SIZE:	QTY:
26-400SP	400mm	10
26-600SP	600mm	10
26-900SP	900mm	10
26-150SP	1500mm	10



## BOXING PINS

SKU:	DIA:	LENGTH:	QTY:
6193-FWPIN300-19	19mm	300mm	10pk
6193-FWPIN450-19	19mm	450mm	10pk
6193-FWPIN600-19	19mm	600mm	10pk
6193-FWPIN1200-22	22mm	1200mm	10pk
6193-FWPIN600-22	22mm	600mm	10pk
6193-FWPIN750-22	22mm	750mm	10pk
6193-FWPIN900-22	22mm	900mm	10pk



# EXPANSION JOINT FILLER SOLUTIONS

# FUTUREFLEX

Get it exclusively from **POWERPAC**  
Solutions Delivered Fast

## WHAT IS FUTUREFLEX?

FutureFlex is a self-wound adhesive backed joint filler made from physically cross-linked polyolefin foam. This low-cost, inert foam material is easy to use and doesn't require any release paper. Its closed-cell structure makes it ideal for use as an expansion joint, providing superior resilience and chemical resistance.

Powerpac's FutureFlex range of expansion foam comes with both adhesive and non-adhesive backing, and is available in roll form of 75mm, 100mm, 125mm, 150mm, 200mm, 250mm and 300mm high.

## WHY FUTUREFLEX?



**COMPRESSIBLE & NON-ABSORBENT**



**EASILY CUT TO REQUIRED SIZE**



**FUTURE-PROOF - WON'T ROT**



**RECOVERS AFTER COMPRESSION**

## FutureFlex™ Expansion Foam Adhesive



**10mm X  
200mm X 25m Roll**  
SKU: 6190-101692



**10mm X  
150mm X 25m Roll**  
SKU: 6190-105321



**20mm X  
200mm X 12.5m Roll**  
SKU: 6190-105073



**10mm X  
75mm X 25m Roll**  
SKU: 6190-101697



**10mm X  
50mm X 25m Roll**  
SKU: 6190-101696



**10mm X  
100mm X 25m Roll**  
SKU: 6190-101695



**10mm X  
300mm X 25m Roll**  
SKU: 6190-101693

PROPERTY	TYPICAL VALUE	TEST METHOD
Density	25 kg/m3 (nominal)	Internal
Tensile Strength	3.3 kg/cm2 (longitudinal)	JIS K6767
	1.8 kg/cm2 (crosswise)	
Elongation	240% (longitudinal)	JIS K6767
	140% (crosswise)	
Tear Strength	2.0 kg/cm (longitudinal)	JIS K6767
	1.3 kg/cm (crosswise)	
Compression Strength	0.30 kg/cm2 @ 25% deflection	Internal
	0.85 kg/cm2 @ 50% deflection	
Hot Sealant Penetration	Zero	RTA T1154
Extrusion during Compression	1.3 mm	ASTM D545
Recovery After Compression	100% after 10 minutes	ASTM D545
Water Absorption	0.09 mg/cm <sup>2</sup>	JIS K6767
Water Vapour Permeability	5.7 x 10-14 kg/s.m.Pa	ASTM E96

Contact **0800 23 57 89** or  
speak with your Rep



**| FORM RELEASE**

SKU:	QTY:
718-20	<b>20 L</b>
718-200	<b>200 L</b>



**| BIO-LEASE**

SKU:	QTY:
RB 7.30-20	<b>20 L</b>
RB 7.30-200	<b>200 L</b>



**| SLABCURE**

SKU:	QTY:
710-20	<b>20 L</b>
710-200	<b>200 L</b>




**| GROUT**

SKU:	TYPE:	QTY:
1970-GPGROUT20	<b>Standard Grout</b>	<b>20kg</b>
RB 1.04A-25	<b>Grout Plus 70MPa</b>	<b>25kg</b>



**| SURFACE RETARDER PLUS**

SKU:	APPLICATION:	QTY:
RB 7.17-20	<b>Horizontal</b>	<b>20 L</b>
RB 7.17-200	<b>Horizontal</b>	<b>200 L</b>
RB 7.24-20	<b>Vertical</b>	<b>20 L</b>



**| CRETE BLASTER**

- Safe concrete cleaner — non-corrosive
- Clean concrete splashes off cars, glass, and tools etc

SKU:	QTY:
RB 10.EX-20	<b>20 L</b>



**| FAIRING COAT**

SKU:	QTY:
RB 7.04-20	<b>20KG</b>



**| REPAIR MORTAR**

SKU:	QTY:
RB 1.01-25	<b>25KG</b>



**| COMPOUND SPRAYERS**

SKU:	CAPACITY:	TYPE:
OX-P040713	<b>13 L</b>	<b>Standard</b>
OX-P044715	<b>15 L</b>	<b>Backpack</b>



### TIE WIRE REEL

SKU:	TYPE:	SIZE:	QTY:
OX-T299701	Reel	-	1
6190-WR1695	Wire	1.57mm OD	1.5kg roll



### TIE WIRE

SKU:	TYPE:	LENGTH:	QTY:
6190-W300A	Straight	300mm	20 kg
6190-W400A	Straight	400mm	20 kg



### MAKITA TIE WIRE GUN

SKU:	DESCRIPTION:	TIE CAPACITY:
DTR180RTX1	Case, 2xBatteries, 5pc coil	D10/D10+D13/D13
DTR181RTX1	Case, 2x5Ah Batteries, Charger	D16/D16+D13/D13
B-90261	.8mm Wire Coil	10 pack
199137-9	.8mm Wire Coil	50 pack




### WASHOUT BAGS

SKU:	SIZE:	MAX LOAD:	VOLUME:
CWB2470	1.82 x 1.06 x 0.4m	2470 kg	0.7m <sup>3</sup>



### Z BAR ACCESSORIES


SKU:	PRODUCT:	SIZING:	QTY:
6193-WSJ	Waterstop Joiner	15mm Bar	1
6193-TRN15	Z Bar Nut	15mm Bar	1
6193-TBSW	Z Bar Nut- Single Wing	15mm Bar	1
6193-TR153000	Z Bar	15mm	3m length
6193-C20	Conduit	20mm ID	4m length
CON274000	Conduit	27mm OD	4m length
6193-CC20	Conduit Cone	20mm	100 bag
CONC00001	Conduit Cone	27mm	100 bag
6193-ZBC100	Coupler	100mm	1
6193-TBP	Z Bar Nut Plate	15mm	1



### GFRP FORM TIE

- Fast to install
- Easy to cut and durable
- The machine threaded form ties are manufactured using glass fibre-reinforced polymer (GFRP) composites.
- Can be supplied cut to length

SKU:	TYPE:	DIMENSIONS:
6190-GRFPR	GFRP Tie Bar	5.8m
6190-GFRPTN	Tie Nut	16mm ID



### SANDBAGS

- Size: 720 x 450mm

SKU:	FILLED:	MATERIAL:	MOQ:
6171-PSB	Unfilled	Poly	100
6171-FPSB	Filled	Poly	10
6171-HSB	Unfilled	Hessian	100



## BLACK POLYTHENE DPM

SKU:	DIMS:	AREA:	THICKNESS:
44-BLACKPLAS	4 x 25m	100m <sup>2</sup>	250 micron
44-BLACKPLAS-50	4 x 50m	200m <sup>2</sup>	



## ORANGE POLYTHENE DPM

SKU:	DIMS:	AREA:	THICKNESS:
OP425	4 x 25m	100m <sup>2</sup>	300 micron




## HYDRACURE BLANKET

SKU:	DIMS:
6192-HYDRACURE	350m <sup>2</sup> roll



## BITUMEN BOARD

SKU:	QTY:
BB122012	2200 x 1220 x 12mm



## LOW FRICTION BEARING STRIPS

SKU:	DIMS:
6192-BPS50	50mm W x 2.4m L
6192-BPS75	75mm W x 2.4m L
6192-BPS100	100mm W x 2.4m L



## CORFLUTE

SKU:	THICKNESS:	SIZE:	MOQ:
6131-CF24I203	3mm	2.4m x 1.2m	40 sheets
6131-CF12I205	5mm	1.2m x 1.2m	40 sheets
6131-CF24I205	5mm	2.4m x 1.2m	25 sheets




## TAPE

SKU:	TYPE:	WIDTH:	LENGTH:	MOQ:
6133-PT4830BK	Duct Tape	48mm	30m	24
6133-CT4830BL	Blue Cloth	48mm	30m	30
6133-DSCT1825	2 Sided	18mm	25m	30
6133-DSCT2425	2 Sided	24mm	25m	30



## PF BACKING ROD

SKU:	SIZE:
PFROD06200	6mm x 200m
PFROD08150	8mm x 150m
PFROD10200	10mm x 200m
PFROD13125	13mm x 125m
PFROD15100	15mm x 100m
PFROD20100	20mm x 100m
PFROD2580	25mm x 80m
PFROD3050	30mm x 50m
PFROD4050	40mm x 50m
PFROD502	50mm x 2m



## RUBBER BEARING PADS - NEOPRENE

SKU:	DIMS:
6192-BB1020010	10mm x 200mm x 10m Roll
6192-BB2510010	25mm x 100mm x 10m Roll
6192-BB1015010	10mm x 150mm x 10m Roll



## SELF ADHESIVE FLOOR COVER

SKU:	THICKNESS:	AREA:	ROLL SIZE:
CPF 1000	80 micron	100m <sup>2</sup>	1m x 100m



## EXPANDER FOAM GUN

SKU:	PRODUCT:	QTY:
1400111	Expander foam Can	750ml
2000271	Expander foam gun	-
2000224	Foam Cleaner	500ml
20048	Expanding Foam w/ Noz	750ml



## DENSO TAPE

SKU:	WIDTH:	LENGTH:
7923418	50mm	10m
7923452	100mm	10m
79234150	150mm	10m



## FORM SEAL SILICONE

SKU:	SIZE:	COLOUR:	QTY:
30614662	300ml	Clear	20
2000128	300ml	White	20
20188	600ml	Clear	12



### SELF TAPPING SCREWS

SKU:	FINISH:	GAUGE:	LENGTH:	QTY:
STHWF14-10X50G	Galvanised	14	50mm	500pk
STHWF14-10X75G	Galvanised	14	75mm	250pk
STHWF14-10X100G	Galvanised	14	100mm	200pk
STHWF14X10X150G	Galvanised	14	150mm	250pk



### SELF DRILLING SCREWS

SKU:	FINISH:	GAUGE:	LENGTH:	QTY:
SDHWF14-10X50G	Galvanised	14	50mm	500pk
SDHWF14-10X65G	Galvanised	14	65mm	500pk
SDHWF14-10X75G	Galvanised	14	75mm	250pk
SDHWF14-10X90G	Galvanised	14	90mm	250pk



### GALVANISED CONCRETE SCREW BOLT - HEX FLANGED

SKU:	GAUGE:	LENGTH:	HEAD:	QTY:
ESB10075G	M10	75mm	14mm	50pk
ESB10100G	M10	100mm	14mm	50pk
ESB12075G	M12	75mm	16mm	50pk
ESB12100G	M12	100mm	16mm	25pk
ESB12150G	M12	150mm	16mm	25pk
ESB16100G	M16	100mm	20mm	15pk
ESB16150G	M16	150mm	20mm	15pk



### STRIP NAILS WITH FUEL

SKU:	FINISH:	DIAMETER:	LENGTH:	QTY:
FN-IMP90B	Bright	3.15mm	90mm	3000pk
FN-IMP90G	Galv	3.15mm	90mm	3000pk
FN-IMP65RG	Galv	3.15mm	65mm	3000pk



### SCREW NO.2 SQUARE DRIVE

SKU:	FINISH:	GAUGE:	LENGTH:	QTY:
PBFHSQ8X1-1/2YZ-R	Yellow Zinc	8	38mm	1000pk
PBFHSQ8X1-3/4YZ-R	Yellow Zinc	8	45mm	1000pk
PBFHSQ8X2YZ-R	Yellow Zinc	8	50mm	1000pk



### FLATHEAD BRIGHT - 15KG

SKU:	FINISH:	LENGTH:	QTY:
FN-LPP30I6Z-5	Zinc	1.6 x 30mm	5kg
FN-LPP5020Z-5	Zinc	2.0 x 50mm	5kg
FN-LF5025B-5	Bright	2.15 x 50mm	5kg
FN-LF6028B-15	Bright	2.8 x 60mm	15kg
FN-LF7531B-15	Bright	3.15 x 75mm	15kg
FN-LF10040B-15	Bright	4.0 x 100mm	15kg



### SQUARE DRIVE BIT NO 2

SKU:	QTY:
SQ250SH	10pk



### HEX IMPACT SOCKETS

SKU:	SIZE:	LENGTH:	DRIVE:	TYPE:
TISD16	16mm	Deep	1/2"	Impact Socket
TISD17	17mm	Deep	1/2"	Impact Socket
TISD18	18mm	Deep	1/2"	Impact Socket
TISD19	19mm	Deep	1/2"	Impact Socket
TISD22	22mm	Deep	1/2"	Impact Socket
TISD24	24mm	Deep	1/2"	Impact Socket
TISD32	32mm	Deep	1/2"	Impact Socket
TISS15	15mm	Short	1/2"	Impact Socket
TISS16	16mm	Short	1/2"	Impact Socket
TISS17	17mm	Short	1/2"	Impact Socket
TISS18	18mm	Short	1/2"	Impact Socket
TISS19	19mm	Short	1/2"	Impact Socket
TISS24	24mm	Short	1/2"	Impact Socket



### NUT SETTERS

SKU:	SIZE:	LENGTH:	DRIVE:	TYPE:
NS3865	3/8"	65mm	1/4"	Nut Setter
NS38150	3/8"	150mm	1/4"	Nut Setter
NS51665	5/16"	65mm	1/4"	Nut Setter



## I PURE EPOXY & GUN

SKU:	PRODUCT:	COMPATIBILITY:
6190-CDISP-VP	Manual Epoxy Gun	385/585ml cartridges
6190-BIS-HY420	Epoxy Injection Adhesive	420ml cartridge



## I ROOFING NAIL

SKU:	FINISH:	GAUGE:	LENGTH:	QTY:
NGVH075N	Galvanised	4	75mm	300pk



## I THREADED ROD

SKU:	FINISH:	GAUGE:	LENGTH:
TR4612X1G	Galvanised	M12	1m
TR4612X3G	Galvanised	M12	3m



## I BUGLE BATTEN RIBBED SCREW

SKU:	FINISH:	GAUGE:	LENGTH:	QTY:
BB14-1065G-17R	Galvanised	14	65mm	250pk
BB14-10X100YZ-17R	Yellow Zinc	14	100mm	300pk



## I COACH SCREWS

SKU:	FINISH:	GAUGE:	LENGTH:	QTY:
CS1065GNB	Galvanised	M10	65mm	100pk
CS1075GNB	Galvanised	M10	75mm	100pk
CS10X100G	Galvanised	M10	100mm	50pk
CS10X150G	Galvanised	M10	150mm	50pk
CS12X40G	Galvanised	M12	40mm	100pk
CS12X50G	Galvanised	M12	50mm	100pk
CS12X75G	Galvanised	M12	75mm	75pk
CS12X90G	Galvanised	M12	90mm	50pk
CS12X100G	Galvanised	M12	100mm	50pk
CS12X120G	Galvanised	M12	120mm	50pk
CS12X150G	Galvanised	M12	150mm	50pk



## I SPLIT DRIVE ANCHOR

SKU:	FINISH:	GAUGE:	LENGTH:	QTY:
SDAFH6.5X50Z	Zinc	M6.5	50mm	100pk
SDAFH6.5X75Z	Zinc	M6.5	75mm	100pk
SDAFH6.5X100Z	Zinc	M6.5	100mm	100pk



## I METAL PIN ANCHOR

SKU:	FINISH:	GAUGE:	LENGTH:	QTY:
MA5X22ZP	Zinc	M6.5	22mm	100pk
MA6.5X25ZP	Zinc	M6.5	25mm	100pk
MA6.5X32ZP	Zinc	M6.5	32mm	100pk
MA6.5X40ZP	Zinc	M6.5	40mm	100pk
MA6.5X50ZP	Zinc	M6.5	50mm	100pk



## I WEDGE ANCHOR

SKU:	FINISH:	GAUGE:	LENGTH:	QTY:
WA10X75	Galvanised	10	75mm	50pk
WA12X100G	Galvanised	12	100mm	25pk
WA12X120G	Galvanised	12	120mm	25pk
WA12X140G	Galvanised	12	140mm	25pk
WA12X180G	Galvanised	12	180mm	25pk
WA20X200G	Galvanised	20	200mm	100pk
WA31612X100	Galvanised	M12	100mm	-
WA31616X100	Galvanised	M16	100mm	-
WA31616X180	Galvanised	M16	180mm	-
WAG16180	Galvanised	16	171mm	-



## I HIGH LOAD ANCHORS

SKU:	HOLE DIA:	SIZE:	EMBEDMENT DEPTH:
6140-MKT18107	18mm	M12	100mm
6140-MKT18117	18mm	M12	110mm
6140-MKT18127	18mm	M12	120mm
6140-MKT24130	24mm	M16	120mm
6140-MKT24145	24mm	M16	135mm



**SINGLE COVER  
CONCRETE SPACERS**

SKU:	COVER:	QTY:
6192-CSAS60	60mm	100pk
6192-CSAS75	75mm	100pk
6192-CSAS100	100mm	50pk



**FAST CLIP  
CONCRETE SPACERS**

SKU:	COVER:	QTY:
6192-CSAK30	30mm	250pk
6192-CSAK40	40mm	200pk
6192-CSAK50	50mm	150pk



**HIGH LOAD  
CONCRETE SPACERS**

SKU:	COVER:	QTY:
6192-CSAH60	60mm	50pk
6192-CSAH75	75mm	25pk



**CONCRETE MULTI  
SPACERS**

SKU:	COVER:	QTY:
6192-AS3550	35, 40, 45, 50mm	200pk
6192-AS2025	20, 25mm	200pk



**CONCRETE MULTI  
SPACERS**

SKU:	LENGTH:	COVER:	QTY:
6192-CSB50300	300mm	50mm	150pk
6192-CSB75300	300mm	75mm	25pk
6192-CSB100900	900mm	100mm	200pk
6192-CSB755090	900mm	75/50mm	



**LARGE HEAD FOR  
20mm - 36mm BAR**

SKU:	COVER:	QTY:
FCBP30	30mm	100
FCBP40	40mm	100
FCBP50	50mm	100
FCBP65	65mm	100
FCBP75	75mm	100



**SLAB ON GROUND  
BAR CHAIRS**

SKU:	BAR H:	MESH H:	QTY:
G25/40	25mm	40mm	100pk
G50/65	50mm	65mm	100pk
G75/90	75mm	90mm	100pk
G85/100	85mm	100mm	50pk
6192-BSOG100	100mm	100mm	100pk
6192-BSOG120	120mm	120mm	100pk
G150/160	150mm	160mm	50pk
G150/160NB	150mm	160mm	50pk



**SMART CLIP  
PRECAST CHAIRS**

SKU:	BAR HEIGHT:	MESH HEIGHT:	QTY:
SC25	25mm	25mm	100pk
SC40	40mm	40mm	100pk
SC50	50mm	50mm	100pk
SC65	65mm	65mm	100pk
SC75	75mm	75mm	100pk



**SMALL HEAD FOR  
4mm - 20mm BAR**


SKU:	COVER:	QTY:
FCB15	15mm	100
FCB20	20mm	100
FCB25	25mm	100
FCB30	30mm	100
FCB35	35mm	100
FCB40	40mm	100
FCB45	45mm	100
FCB50	50mm	100
FCB60	60mm	100
FCB65	65mm	100
FCB75	75mm	100



**PRECAST BAR  
CHAIRS**

SKU:	BAR H:	MESH H:	QTY:
PC25/40	25mm	40mm	200pk
PC50/65	50mm	65mm	100pk
PC60/75	60mm	75mm	100pk






**CIRCULAR SPACERS**

SKU:	WIRE SIZE:	COVER:	QTY:
CS206	3-6mm	20mm	100pk
CS256	3-6mm	25mm	100pk
CS306	3-6mm	30mm	100pk
CS1512	8-12mm	15mm	100pk
CS2012	8-12mm	20mm	100pk
CS2512	8-12mm	25mm	100pk
CS3012	8-12mm	30mm	100pk
CS4012	8-12mm	40mm	100pk
CS5012	8-12mm	50mm	100pk
CS6512	8-12mm	65mm	100pk
CS7512	8-12mm	75mm	100pk
CS2520	16-20mm	25mm	100pk
CS3020	16-20mm	30mm	100pk
CS4020	16-20mm	40mm	100pk
CS5020	16-20mm	50mm	100pk
CS7520	16-20mm	75mm	100pk



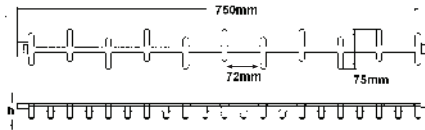
**H/D SPACERS**

SKU:	WIRE SIZE:	COVER:	QTY:
6192-HDS5020	12-20mm	50mm	30pk
6192-HDS6520	10-20mm	65mm	40pk
6192-HDS7520	12-20mm	75mm	30pk



**BOLSTER DECK RAIL SPACERS (350mm LONG)**

SKU:	HEIGHT:	QTY:
BDRS25	25mm	50
BDRS30	30mm	50
BDRS35	35mm	50
BDRS40	40mm	50
BDRS45	45mm	50
BDRS50	50mm	50



**PLASTIC DECK RAIL SPACERS (750mm LONG)**

SKU:	HEIGHT:	QTY:
BDR025	25mm	25
BDR030	30mm	25
BDR035	35mm	25
BDR040	40mm	25
BDR045	45mm	25
BDR050	50mm	25
BDR055	55mm	25
BDR060	60mm	25
BDR065	65mm	25
BDR070	70mm	25
BDR075	75mm	25
BDR080	80mm	25
BDR090	90mm	25



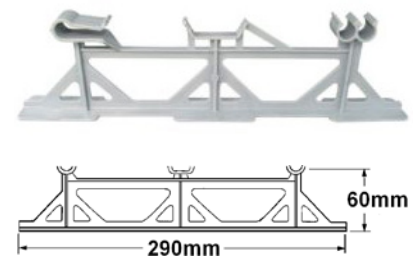
**FORM FILLET SHEARS**

SKU:
FF-CUTTER



**FORM FILLET**

SKU:	SHAPE:	PROFILE:	LENGTH:
FFB-121217	Corner		2.9m
FFA-171723	Corner		2.9m
FFWF-2912	Chamfer		2.9m
FFJA-401216	Joint		2.9m



**TRENCH MESH SUPPORTS**

SKU:	COVER:	QTY:
TMS	60mm	25



**DECK RING SPACERS ARE 300mm IN DIAMETER**

SKU:	HEIGHT:	QTY:
DRS25	25mm	20
DRS30	30mm	20
DRS35	35mm	20
DRS40	40mm	20
DRS45	45mm	20
DRS50	50mm	20
DRS55	55mm	20
DRS60	60mm	20
DRS65	65mm	20
DRS70	70mm	20
DRS75	75mm	20
DRS80	80mm	20
DRS90	90mm	20



## I DROSSBACH STEEL DUCTING

- Manufactured in Christchurch and Auckland
- Cut to length service
- Rapid manufacturing time
- Hole drilling service available on demand

SKU:	INTERNAL DIA:	SKU:	INTERNAL DIA:
DB4045	40mm	DB8085	80mm
DB4550	45mm	DB8590	85mm
DB5055	50mm	DB9095	90mm
DB5560	55mm	DB100105	100mm
DB6065	60mm	DB110115	110mm
DB6570	65mm	DB120125	120mm
DB7075	70mm	DB130135	130mm
DB7580	75mm		



## I 150 X 100mm LEVELING SHIMS

SKU:	FINISH:	QTY:
SHIM01L	1mm Brown	200pk
SHIM02L	2mm Blue	200pk
SHIM03L	3mm Green	100pk
SHIM05L	5mm Yellow	100pk
SHIM10L	10mm Black	40pk
SHIM15L	15mm Grey	40pk
SHIM20L	20mm White	30pk




## I DROSSBACH ACCESSORIES

SKU:	PRODUCT:
DBC40	40mm Ducting
DBC50	50mm Ducting
DBC60	60mm Ducting
DBC70	70mm Ducting
6194-GN	Grout Nipple & Washer
6194-NTC130E-ROLL	PVC Tubing Clear 13mm x 50m Roll



## I HORSESHOE WINDOW PACKERS

SKU:	THICKNESS:	COLOUR:	QTY:
CH01	1mm	Brown	100
CH01.5	1.5mm	Red	100
CH02	2mm	Yellow	100
CH03	3mm	Blue	100
CH04	4mm	Grey	100
CH05	5mm	Orange	100
CH06	6mm	Green	100
CH08	8mm	Purple	100
CH10	10mm	Black	100



## I BISCUIT PLATE DOWEL

Biscuit Plate Dowels and Sleeves are designed to transfer loads across construction joints in slab-on-ground applications.

The plastic sleeve encases one half of the plate dowel to de-bond the dowel from the concrete and allow for expansion, contraction and lateral movement at the joint.

Available in black, hot-dip galvanised or stainless steel finish.

Pre-installed nails, and V-notches on all sides, they can be easily and accurately installed on formwork, ensuring dowel alignment.

Injection moulded polystyrene for accuracy and rigidity, the Biscuit Dowel Sleeve minimises the vertical movement across the joint.

### FEATURES:

- Available in 6mm and 10mm Black, Galvanised & Stainless Steel
- Minimises differential deflection between slabs
- Allows for contraction, expansion and lateral movement
- V-notches and pre-installed nails for ease of installation
- Speeds up dowel installation
- Has both lateral and end expansion capabilities
- Ability to fix to timber and steel formwork with ease
- Ideally suited for construction joints





## I GROUND CRACK INDUCERS

Ground Crack Inducers are designed to induce controlled cracking at specific points in concrete slabs. The rigid PVC profile is held in place with the supplied pins and commonly used below Dowel Cradles. They can be used with a saw cut or Crack Inducer at the top of the concrete slab.


### FEATURES:

- Easy installation
- Secures easily to the ground using PC pins to prevent movement during pours
- Lightweight and durable
- Ideally suited for use with the Connolly Dowel Cradles
- Can save money by helping reduce slab cutting depth

SKU:	HEIGHT:	LENGTH:
6193-GC125300	25mm	3m
6193-GC155300	50mm	3m



SKU:	THICKNESS:	FINISH:
6193-CBPS6BLK	6mm (Red)	Black
6193-CBPS6HD GAL	6mm (Red)	Galv
6193-CBPS10BLK	10mm (Green)	Black
6193-CBPS10HD GAL	10mm (Green)	Galv




## I CRACK INDUCERS

Available in 25mm and 45mm heights and can be supplied with or without a permanent, flexible PVC capping. The permanent PVC capping is available in a range of colours and comes with a tear-off-strip to allow for a slurry-free finish.

### FEATURES:

- Permanent capping with Tear-off strip
- Replaces saw cuts
- Available in black or grey
- Allows for a slurry-free finish
- 0.55 mm steel. Galvanised 275 gm /m<sup>2</sup>

SKU:	CAP:	WIDTH:	HEIGHT:	LENGTH:
6193-CI25-3	N	N/A	25mm	3m
6193-CI45-3	N	N/A	45mm	3m
6193-CIC25-3	Y	6mm	25mm	3m
6193-CIC45-3	Y	6mm	45mm	3m



## KEYJOINT

Key Joints are a continuous pour solution for contraction joints in slab on ground applications. Key Joints are a roll-formed galvanized steel section used as a leave-in-place formwork to control shrinkage induced cracking. The profile is fixed in place using the patented peg and wedge system.

Our unique tongue profile provides positive load transfer with minimal stepping. For higher load applications the preformed knock-outs allow Key Joints to be used in conjunction with Universal Dowel Sleeves (UDS). The Universal Dowel Sleeves are installed in the steel section using the patented twist-fix feature.

Key Joint 150mm with Universal Dowel Sleeves for 16mm round dowels. Key Joints are available in 3 and 6m lengths for slab thicknesses from 100mm to 300mm. Custom heights and lengths are available on request.

A wide range of permanent and removable capping, and rebate moulds are available to be used with Key Joints.

### FEATURES:

- Enables continuous pours
- 4 different profile heights
- Knockouts to accommodate a range of dowel sizes
- Patented wedge fixing mechanism allows fast and accurate height adjustment
- Additional stiffening ribs to ensure straighter joints
- Galvanised coating for corrosion protection
- Can be used to screed off which makes getting the right level quick and easy
- A range of capping for various applications
- Minimise liability risks from slip and trip claims

SKU:	DESCRIPTION:	SLAB THICKNESS:	PROFILE HEIGHTS:	LENGTH:	KNOCK-OUT HOLES:	MATERIAL:	PEGS & WEDGES:	PEG DIMENSIONS:
6193-KJ10030	Key Joint for 100mm slab	100mm	90mm	3m	Round holes dia 21mm at 150mm centres	0.4mm steel, galvanised Z275	4 per 3m	8.5mm x 350mm
6193-KJ15030	Key Joint for 150mm slab	150mm	135mm	3m	To suit Universal Dowel Sleeves at 150mm centres	0.5mm steel, galvanised Z275	4 per 3m	8.5mm x 390mm
6193-KJ20030	Key Joint for 200mm slab	200mm	180mm	3m	To suit Universal Dowel Sleeves at 150mm centres	0.5mm steel, galvanised Z275	4 per 3m	8.5mm x 500mm
6193-KJ30030	Key Joint for 300mm slab	300mm	270mm	3m	To suit Universal Dowel Sleeves at 150mm centres	0.7mm steel, galvanised Z275	4 per 3m	12.0mm x 750mm



## EXPANSION JOINT

The Expansion Joint profile has pre-formed holes which allow it to be used in conjunction with Universal Dowel Sleeves (UDS). The preformed holes will accommodate round dowels up to 30mm diameter and square dowels up to 24mm.

The Expansion Joint profile is available in 3m lengths for slab thicknesses from 100mm to 200mm. Custom heights, lengths (up to 3m), and dowel configurations are available on request.


A wide range of permanent capping and rebate moulds can be used with these Expansion Joints.

### FEATURES:

- Enables continuous pours
- Allows up to 10mm expansion
- Twist-fix feature provides alignment of dowels for unhindered slab movement
- Patented wedge fixing mechanism allows fast and accurate height adjustment
- Can be used to screed off which makes getting the right level quick and easy
- Permanent capping and rebate mould available
- Allows full depth expansion of the slab
- Galvanised coating for corrosion protection




SKU:	SLAB HEIGHT:	PRE-PUNCHED HOLES:
6193-EXJ10030-BOX	100mm	Round holes to fit 12mm dowel every 335mm
6193-EXJ12530-BOX	125mm	Every 150mm
6193-EXJ15030-BOX	150mm	Every 150mm
6193-EXJ20030-BOX	200mm	Every 150mm
6193-PW1004	100-150mm	Peg & Wedge Set - 4pk
6193-PW1504	200mm	Peg & Wedge Set - 4pk




## I DOWEL SLEEVES

SKU:	DOWEL:	MOVEMENT:	MAX LENGTH:	QTY:
6193-EXJDS12RX150MM	12 Round	End expansion 13mm	300mm	90
6193-UDS16RX230MM	16 Round	End expansion 18mm	450mm	100
6193-UDS16RX300MM	16 Round	End expansion 18mm	600mm	100
6193-UDS20RX230MM	20 Round	End expansion 18mm	450mm	100
6193-UDS20RX300MM	20 Round	End expansion 18mm	600mm	100
6193-UDS24RX225MM	24 Round	End expansion 13mm	450mm	100



SKU:	DOWEL:	MOVEMENT:	MAX LENGTH:	QTY:
6193-UDS16SQX230MM	16 Square	Lateral 6mm per side End expansion 18mm	450mm	100
6193-UDS16SQX300MM	16 Square	Lateral 6mm per side End expansion 18mm	600mm	100
6193-UDS20SQX230MM	20 Square	Lateral 6mm per side End expansion 18mm	450mm	100
6193-UDS20SQX300MM	20 Square	Lateral 6mm per side End expansion 18mm	450mm	100



## I SQUARE MILL FINISH DOWELS

SKU:	SIZE:	LENGTH:	SLEEVE:
6193-DB16SQX450MM	16 x 16mm	450mm	UDS16Sx230
6193-DB16SQX600MM	16 x 16mm	600mm	UDS16Sx300
6193-DB20SQX450MM	20 x 20mm	450mm	UDS20Sx230
6193-DB20SQX600MM	20 x 20mm	600mm	UDS20Sx300



## I SQUARE GALV DOWELS

SKU:	SIZE:	LENGTH:	SLEEVE:
6193-DBHDG16SQX450MM	16 x 16mm	450mm	UDS16Sx230
6193-DBHDG16SQX600MM	16 x 16mm	600mm	UDS16Sx300
6193-DBHDG20SQX450MM	20 x 20mm	450mm	UDS20Sx230
6193-DBHDG20SQX600MM	20 x 20mm	600mm	UDS20Sx300



## I ROUND MILL FINISH DOWELS

SKU:	DIA:	LENGTH:	SLEEVE:
6193-DB12RX300MM	12mm	300mm	EXJDS12Rx150
6193-DB16RX450MM	16mm	450mm	UDS16Rx230
6193-DB16RX600MM	16mm	600mm	UDS16Rx300
6193-DB20RX450MM	20mm	450mm	UDS20Rx230
6193-DB20RX600MM	20mm	600mm	UDS20Rx300
6193-DB24RX450MM	24mm	450mm	UDS24Rx225
6193-DB33RX450MM	33mm	450mm	UDS33Rx230
6193-DB33RX600MM	33mm	600mm	UDS33Rx300
6193-DB36RX450MM	36mm	450mm	UDS36Rx230
6193-DB36RX600MM	36mm	600mm	UDS36Rx300



## I ROUND GALV DOWELS

SKU:	DIA:	LENGTH:	SLEEVE:
6193-DBHDG12RX300MM	12mm	300mm	EXJDS12Rx150
6193-DBHDG12RX300MM	16mm	450mm	UDS16Rx230
6193-DBHDG16RX600MM	16mm	600mm	UDS16Rx300
6193-DBHDG20RX450MM	20mm	450mm	UDS20Rx230
6193-DBHDG20RX600MM	20mm	600mm	UDS20Rx300
6193-DBHDG24RX450MM	24mm	450mm	UDS24Rx225
6193-DBHDG33RX450MM	33mm	450mm	UDS33Rx230
6193-DBHDG33RX600MM	33mm	600mm	UDS33Rx300
6193-DBHDG36RX450MM	36mm	450mm	UDS36Rx230
6193-DBHDG36RX600MM	36mm	600mm	UDS36Rx300



## PCD GRINDING CUP

- High stock removal wheel
- Segment height : 4 mm
- Coarse polycrystalline diamonds

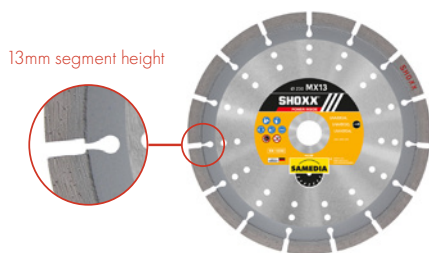
CODE:	DIAMETER:	BORE:	SEGMENT QTY:
6110-350015	125mm	22.2mm	12



## FINE GRADE DIAMOND GRINDING CUP

- Fine grade
- Premium diamond grinding cup wheel with M14 thread
- Segment height: 6 mm
- Diamond grit #40/50 (grade 1)

CODE:	DIAMETER:	BORE:
6110-350096	125mm	M14



## MX13 UNIVERSAL CONCRETE BLADE

- Professional series asphalt blade with SHOXX forged segments
- Suitable for high speed saws and walk behind saws up to 33 HP
- Segment height: 13mm
- Laser welded segments

SKU:	DIA:	BORE:	SEG QTY:	SEG THICKNESS:
6110-310346	125mm	22.2mm	9	2.6mm
6110-310348	180mm	22.2mm	13	2.4mm
6110-310349	230mm	22.2mm	16	2.6mm
6110-310353	350mm	25.4mm	24	3.0mm
6110-310355	400mm	25.4mm	28	3.2mm

**SHOXX Technology Benefits - Intensive, continuous operation, faster cutting, universal material cutting.**




## MEDIUM GRADE DIAMOND GRINDING CUP

- Medium stock removal wheel
- Segment height : 5.5 mm
- Optimal use: Concrete, Concrete products, Tile adhesive, Granite, Sand-lime bricks

CODE:	DIAMETER:	BORE:	SEGMENT QTY:
6110-350075	125mm	22.2mm	6
6110-350077	180mm	22.2mm	10

13mm segment height  
Deep segment teeth

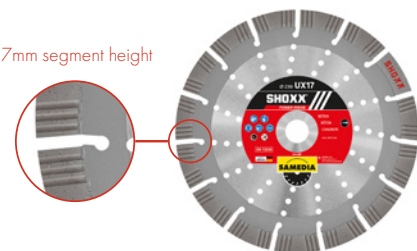


## AX13 ASPHALT CUTTING BLADE

- Professional series asphalt blade with SHOXX forged segments
- Segment height: 13mm
- Low vibration
- Suitable for high speed saws and walk behind saws up to 33hp
- Laser welded segments

SKU:	DIA:	BORE:	SEG QTY:	SEG THICKNESS:
6110-350339	350mm	25.4mm	21	3.0mm
6110-350341	400mm	25.4mm	24	3.2mm


17mm segment height



## UX17 CONCRETE CUTTING BLADE

- SHOXX forged segments giving exceptional longevity & wear resistance Massive 17mm segment height
- Suitable for cutting most abrasive materials
- High-end titanium coated diamond, fast cutting blade
- Laser welded segments

SKU:	DIA:	BORE:	SEG QTY:	SEG THICKNESS:
6110-310137	230mm	22.2mm	15	2.8mm
6110-310141	350mm	25.4mm	22	3.0mm
6110-310201	400mm	25.4mm	25	3.2mm




SDS-PLUS  
Hilti TE-C



### SDS PLUS DRILLS

SKU:	DIAMETER:	DRILLING DEPTH:	O.A.L.:
KPZ050160	5.0mm	100mm	160mm
KPZ050210	5.0mm	150mm	210mm
KPZ060160	6.0mm	100mm	160mm
KPZ060210	6.0mm	150mm	210mm
KPZ060260	6.0mm	200mm	260mm
KPZ080160	8.0mm	100mm	160mm
KPZ080210	8.0mm	150mm	210mm
KPZ080260	8.0mm	200mm	260mm
KPZ100160	10mm	100mm	160mm
KPZ100210	10mm	150mm	210mm
KPZ100260	10mm	200mm	260mm
KPZ100310	10mm	250mm	310mm
KPZ120160	12mm	100mm	160mm
KPZ120210	12mm	150mm	210mm
KPZ120260	12mm	200mm	260mm
KPZ120310	12mm	250mm	310mm
KPZ120450	12mm	400mm	450mm
KPZ140160	14mm	100mm	160mm
KPZ140210	14mm	150mm	210mm
KPZ140260	14mm	200mm	260mm
KPZ140310	14mm	250mm	310mm
KPZ160160	16mm	100mm	160mm
KPZ160210	16mm	150mm	210mm
KPZ160260	16mm	200mm	260mm
KPZ160450	16mm	400mm	450mm
KPZ180250	18mm	200mm	250mm
KPZ180450	18mm	400mm	450mm
KPZ200250	20mm	200mm	250mm
KPZ200450	20mm	400mm	450mm



SDS-MAX  
Hilti TE-Y



### SDS MAX DRILLS

SKU:	DIAMETER:	DRILLING DEPTH:	O.A.L.:
KXZ160340	16mm	200mm	340mm
KXZ160540	16mm	400mm	540mm
KXZ180340	18mm	200mm	340mm
KXZ180540	18mm	400mm	540mm
KXZ200320	20mm	200mm	320mm
KXZ200520	20mm	400mm	520mm
KXZ220320	22mm	200mm	320mm
KXZ220520	22mm	400mm	520mm
KXZ240320	24mm	200mm	320mm
KXZ240520	24mm	400mm	520mm
KXZ250320	25mm	200mm	320mm
KXZ250520	25mm	400mm	520mm
KXZ280370	28mm	250mm	370mm
KXZ280570	28mm	450mm	570mm
KXZ300370	30mm	250mm	370mm
KXZ300570	30mm	450mm	570mm
KXZ320370	32mm	250mm	370mm
KXZ320570	32mm	450mm	570mm



### SDS PLUS DUSTLESS DRILLS

SKU:	DIAMETER:	DRILLING DEPTH:	O.A.L.:
KDSPZ10270	10mm	150mm	270mm
KDSPZ12320	12mm	200mm	320mm
KDSPZ14370	14mm	250mm	370mm
KDSPZ16370	16mm	250mm	370mm
KDSPZ18370	18mm	250mm	370mm
KDSPZ20370	20mm	250mm	370mm
KDSPZ24370	24mm	250mm	370mm



### SDS MAX DUSTLESS DRILLS

SKU:	DIAMETER:	DRILLING DEPTH:	O.A.L.:
KDSXZ16600	16mm	400mm	600mm
KDSXZ18600	18mm	400mm	600mm
KDSXZ20600	20mm	400mm	600mm
KDSXZ22600	22mm	400mm	600mm
KDSXZ24600	24mm	400mm	600mm
KDSXZ25600	25mm	400mm	600mm
KDSXZ28600	28mm	400mm	600mm
KDSXZ30600	30mm	400mm	600mm
KDSXZ32600	32mm	400mm	600mm



### SDS PLUS CHISELS

SKU:	LENGTH:	WIDTH:	TYPE:
SPFC20250	250mm	20mm	Chisel
KPZ40250S	250mm	40mm	Chisel
KPZ00250P	250mm	N/A	Point
KPZ00250SP	250mm	N/A	Spiral Point
KPZ00250S	250mm	40mm	Spade Chisel
KPZ00200TC	200mm	40mm	Tile Chisel



### SDS MAX CHISELS

SKU:	LENGTH:	WIDTH:	TYPE:
SXFC25280V	280mm	25mm	Chisel
KMZ25400C	400mm	25mm	Chisel
SXFC50400	400mm	50mm	Chisel
SXFC80300	300mm	80mm	Chisel
SXPC280V	280mm	N/A	Point
SXPC400	400mm	N/A	Point
5818	400mm	N/A	Bushing Tool
KMZ00400P	400mm	N/A	Spiral Point
KMZ00300S	300mm	80mm	Spade Chisel
KMZ00300TC	300mm	50mm	Tile Chisel





## RECIPRO SAW BLADES

SKU:	BLADE TYPE:	LENGTH:
150MB	"Metal Buster" Metal Cutting	150mm
150NB	"Nail Buster" Wood/Nails	150mm
150NBE	"Nail Buster Extreme" Demolition	150mm
230MB	"Metal Buster" Metal Cutting	230mm
230NB	"Nail Buster" Wood/Nails	230mm
230NBE	"Nail Buster Extreme" Demolition	230mm
300MB	"Metal Buster" Metal Cutting	300mm
300NB	"Nail Buster" Wood/Nails	300mm
300NBE	Nail Buster Extreme	300mm



## CLEAN AND STRIP DISCS

SKU:	DIAMETER:	BORE:
BC1041	115mm	22mm
BC1042	125mm	22mm
BC1043	178mm	22mm

## DBK WET CORE BITS

- Suitable for use on Reinforced Concrete, Granite
- High end wet core bit with roof top turbo segments
- Suitable for hand drilling and stand drilling
- Bore: 1 1/4" UNC
- 10mm Diamond Segment
- Wet & Dry
- Laser welded segments up to 250mm Ø



SKU:	SIZE:	DIAMETER:	SEG QTY:	SEG THICKNESS:
6110-340007	DBK 32x450	32mm	4	3.0mm
6110-340008	DBK 42x450	42mm	5	3.0mm
6110-340009	DBK 52x450	52mm	5	3.5mm
6110-340005	DBK 62x450	62mm	5	3.5mm
6110-340411	DBK 67x450	67mm	6	3.5mm
6110-340001	DBK 72x450	72mm	6	3.5mm
6110-340006	DBK 82x450	82mm	7	3.5mm
6110-340010	DBK 92x450	92mm	7	3.5mm
6110-340002	DBK 102x450	102mm	8	3.5mm
6110-340121	DBK 107x450	107mm	8	3.5mm
6110-340004	DBK 112x450	112mm	9	3.5mm
6110-340022	DBK 117x450	117mm	9	3.5mm
6110-340011	DBK 122x450	122mm	10	3.5mm
6110-340323	DBK 127x450	127mm	10	3.5mm
6110-340003	DBK 132x450	132mm	10	3.5mm
6110-340053	DBK 138x450	138mm	10	3.5mm
6110-340012	DBK 142x450	142mm	11	3.5mm



## POWERPAC METAL CUT OFF DISC

SKU:	PRODUCT:	DIA X THICKNESS:	BORE:
6110-CI12510	Inox Pro	125 X 1mm	22mm
6110-CI12525	Inox Pro	125 X 2.5mm	22mm
6110-CI18025	Inox Pro	180 X 2.5mm	22mm
6110-CI23025	Inox Pro	230 X 2.5mm	22mm
6110-CC12510	Inox Pro Extreme	125 X 1.0mm	22mm
6110-R35040	Rail Pro	350 X 4.0mm	25mm
6110-R40040	Rail Pro	350 X 4.0mm	25mm

## POWERPAC METAL GRINDING DISCS

SKU:	PRODUCT:	DIA X THICKNESS:	BORE:
6110-GI12565	Inox Pro	125 X 6.5mm	22mm
6110-GI18068	Inox Pro	180 X 6.8mm	22mm
6110-GI23068	Inox Pro	230 X 6.8mm	22mm



## FLARED CUP MASONRY STONE

SKU:	DIAMETER:	BORE:	FITTING:	MAX RPM:
CT1001	110mm	55mm	M14	8680

SKU:	SIZE:	DIAMETER:	SEG QTY:	SEG THICKNESS:
6110-340013	DBK 152x450	152mm	12	4.0mm
6110-340014	DBK 162x450	162mm	12	4.0mm
6110-340015	DBK 172x450	172mm	13	4.0mm
6110-340016	DBK 182x450	182mm	14	4.0mm
6110-340057	DBK 186x450	186mm	14	4.0mm
6110-340017	DBK 192x450	192mm	14	4.0mm
6110-340018	DBK 202x450	202mm	14	4.6mm
6110-340019	DBK 225x450	225mm	15	4.6mm
6110-340020	DBK 250x450	250mm	16	4.6mm
6110-340122	DBK 270x450	270mm	17	4.6mm
6110-340316	DBK 276x450	276mm	19	4.6mm
6110-340021	DBK 300x450	300mm	19	4.6mm
6110-340023	DBK 325x450	325mm	20	4.6mm
6110-340317	DBK 341x450	341mm	22	4.6mm
6110-340152	DBK 350x450	350mm	22	4.6mm
6110-340213	DBK 400x450	400mm	23	5.0mm





# 2X STRONGER THAN STEEL

**GLASS FIBRE COMPOSITE GFRP REBAR**  
Corrosion-free alternative to steel



## WHY GLASS FIBER?



4x Lighter than Steel



More Sustainable



Non-Corrosive



Lower Material Costs



2x Stronger than Steel



Superior Shrinkage Control

Structures using steel rebar in corrosive environments will begin to fail after 10 years. GFRP Rebar can save the current costs of corrosion and eliminate all failures due to corrosion because it will outlive the concrete it is reinforcing.

## DURABAR

SKU: 6193-DB1045

Physical & Mechanical Properties						
Bar Dia.	Nominal cross sectional area	Ultimate Tensile		Ultimate Tensile Strain	MOE	Weight
mm	mm <sup>2</sup>	kN	MPa	%	Gpa	kg/m
6	32	29	910	2.02	45	0.08
8	45	41	910	2.02	45	0.11
10	71	59	830	1.84	45	0.16
13	127	96	760	1.69	45	0.27

## V-ROD

SKU: 6193-VR1260

Physical & Mechanical Properties							
Bar Length	Bar Dia.	Nominal cross sectional area	Guaranteed Tensile Strength		Ultimate Tensile Strain	MOE	Weight
m	mm	mm <sup>2</sup>	ksi	MPa	%	Gpa	kg/m
6	6.9	32	159.5	1100	2.02	60	78
10	10.33	71	159.5	1100	2.02	60	175
12	13.59	129	159.5	1100	1.84	60	310
15	17.22	199	159.5	1100	1.69	60	442
20	20.39	284	159.5	1100	2.02	60	78
22	23.6	387	159.5	1100	2.02	60	175
25	26.99	510	159.5	1100	1.84	60	310
30	30.4	645	145	1000	1.69	60	442
32	33.7	819	145	1000	1.69	60	442



**SPEC SHEETS & TECHNICAL INFO**

Powerpac can provide full specifications and technical information for building applications.







**| THE IRFU RANGE**

CODE:	MODEL:	HEAD SIZE:	LENGTH:
5000610025	<b>IRFU38</b>	<b>38mm</b>	<b>5m</b>
5000610024	<b>IRFU45</b>	<b>45mm</b>	<b>5m</b>
5000610007	<b>IRFU58</b>	<b>57mm</b>	<b>5m</b>



**| PORTABLE CONCRETE VIBRATOR**

SKU:	WEIGHT:	ENGINE:	POWER:	HEAD SIZE:
5000006551	<b>12.5kg</b>	<b>Honda 4 stroke</b>	<b>1.2kW (1.6hp)</b>	<b>45mm</b>



**| PETROL BACKPACK**

- 584L x 406W x 584H mm
- Displacement: 49 cm<sup>3</sup>
- Engine RPM: 7200-7800 rpm
- Power Rating Specification: SAE J1349
- Starting device: Recoil
- Fuel type: Gasoline
- Fuel consumption: 0.35 l/h
- Tank capacity: 0.77 l
- Vibrations (no load): 12,000 rpm

CODE:	WEIGHT:	ENGINE:	POWER:	HEAD SIZE:
5100041314	<b>12.6kg</b>	<b>Honda GXH 50</b>	<b>1.6kW (2.1hp)</b>	<b>25-65mm</b>



**| FWP SERIES POKERS**

A range of flexible pendulum vibrators in various diameters for all your concrete compaction needs. Petrol, diesel and electric drive motors available to suit.


CODE:	HEAD SIZE:	LENGTH:
5000005319	<b>25mm</b>	<b>6m</b>
5000005312	<b>40mm</b>	<b>6m</b>
5000000312	<b>40mm</b>	<b>9m</b>
5000005313	<b>57mm</b>	<b>6m</b>
5000000313	<b>57mm</b>	<b>9m</b>
006906	<b>Drive Unit</b>	



**| PORTABLE CONCRETE VIBRATOR**

- 296L x 236W x 561H mm
- Rated current: 20 A
- Output voltage (~3): 34 V
- Output frequency: 200 Hz
- Protection class: IP24D

CODE:	WEIGHT:	VOLTAGE:	POWER:	HEAD SIZE:
5100050080	<b>15kg</b>	<b>51V</b>	<b>0.79kW</b>	<b>38-60mm</b>



### WYCO 903 SERIES DRIVE MOTOR

Wyco's exclusive SQUARE HEAD design provides these benefits:

- Scientifically proven to consolidate concrete 20 – 50% faster in the first 15 seconds
- 22% more surface area compared to a round head

CODE:	PRODUCT:	WEIGHT:	ENGINE:
W419502	Drive Motor	-	3hp

SKU:	PRODUCT:	DIAMETER:
W877520	Vibrator Head Square	19mm
W877526	Vibrator Head Square	25mm
W878533	Vibrator Head Square	35mm
W878540	Vibrator Head Square	44mm
W878568	Vibrator Head Square	56mm
W877512	Vibrator Head Round	40mm
W877551	Vibrator Head Round	25mm
W878563	Vibrator Head Round	50mm

SKU:	PRODUCT:	SUITS HEAD:	DIAMETER:
W988902	Flexible Shaft	19-25mm	0.6m
W988905	Flexible Shaft	19-25mm	1.5m
W988907	Flexible Shaft	19-25mm	2.1m
W988910	Flexible Shaft	19-25mm	3m
W988914	Flexible Shaft	19-25mm	4.1m
W988920	Flexible Shaft	19-25mm	6m
W989502	Flexible Shaft	35-57mm	0.6m
W989505	Flexible Shaft	35-57mm	1.5m
W989507	Flexible Shaft	35-57mm	2.1m
W989510	Flexible Shaft	35-57mm	3m
W989514	Flexible Shaft	35-57mm	4.1m
W989520	Flexible Shaft	35-57mm	6m



### ADJUSTABLE VIBRATING SCREED

- Double beam concrete screed
- Aluminium profile can be adjusted from 2.5 to 4.5m
- Separate motor unit for easier transportation. Easy connection clamps to adjust the vibrating unit to the beams

CODE:	PRODUCT:	LENGTH:	VOLTAGE:	POWER:
346083	Screed Profile	2.5 - 4.5m	N/A	N/A
346021	Electric Drive Motor	N/A	240V	3000W



### WACKER CONCRETE VIBRATORS HMS

SKU:	WEIGHT:	VOLTAGE:
M2500	5.9kg	230V

VIBRATOR HEAD:	DIAMETER:	FLEXIBLE SHAFTS:	SUITS DIAMETER:
H25	25mm	SM1E	25mm
H35	35mm	SM2E	25mm
H45	45mm	SM4E	25mm
H55	57mm	SM0S	35-65mm
H65	65mm	SM1S	35-65mm
		SM2S	35-65mm
		SM3S	35-65mm
		SM4S	35-65mm
		SM5S	35-65mm
		SM7S	35-65mm
		SM9S	35-65mm



## EXTERNAL CONCRETE VIBRATION

**CONTACT POWERPAC FOR PEACE OF MIND EXTERNAL VIBRATION SOLUTIONS**





## MANUAL GROUTING & INJECTION PUMP

SKU: ASEGP50M

- Pumping distance: 10m
- Conveying hose: 10m x 25mm ø
- Outlet diameter: 1"
- Hopper capacity: 11 L
- Pumping max: 7-10 L/min
- Pressure: 0-145 psi
- Weight: 72kg



## GROUT MIXER & PUMP STATIONS

SKU: 1970-ASEDEP200FC

- Pumping capacity: 35 l/min
- Pumping pressure: 30 bar
- Max. granule: 5 mm
- Conveying distance: 40 m
- Power supply: 380 V, 50 Hz
- Drive motor: 5,50 Kw
- Mixer: 3 Kw
- Power cable: 5x4 mm<sup>2</sup>
- Output coupling: 1"
- Conveying hose: Ø 25 mm
- Loading height: 1220 mm
- Weight: 240 kg



## ELECTRIC SCREW GROUT PUMP

SKU: BMP 6

- Voltage: 230V
- Max. Aggregate size: 2.5mm
- Max Pump Distance: 20-30m
- Hopper Size: 30 L
- Pumping max: 1-14 L/min
- Pressure: 0-360 PSI
- Weight: 25kg
- Can be supplied with a remote control unit
- Potentiometer to control flow/pump rate



## ELECTRIC SCREW GROUT PUMP

SKU: BMP 7

### OPTIONS AVAILABLE

- Remote control cables
- Automatic lances
- Mixer

### TECHNICAL DATA

- Motor capacity: 1.8 KW
- Voltage: 230 V / 50 Hz
- Weight: 20 kg
- Capacity L / min.: 2.0 - 20 L / min.
- Pressure max.: 20 bar
- Max. Length of hose: 30 m
- 3mm aggregate size



### | ELECTRIC GROUT PUMP 4kW

SKU: 1970-BMP55-4

- Voltage: 400V
- Motor: 4kW
- Max. Aggregate size: 6mm
- Max Pump Distance: 30m
- Hopper Size: 27L
- Pumping max: 6-55 L/min
- Pressure: 30 bar
- Weight: 110kg

### | ELECTRIC GROUT PUMP 7kW

SKU: 1970-BMP55-7

- Voltage:
- Motor: 7kW
- Max. Aggregate size:
- Max Pump Distance:
- Hopper Size:
- Pumping max:
- Pressure:
- Weight:



### | ELECTRIC SCREW GROUT PUMP

SKU: Xo 1 R

- Rated Power: 1.4 hp
- Voltage: 110V
- Speed: 650 rpm
- Mix Qty Recommended: 10 gal
- Cable Length: 4m
- Weight: 5.6kg
- Paddle Set: Type WK 120 for plaster, screed, mortar filler, etc



### | HAND HELD GROUT MIXER

SKU: EM182R

- Max ø: 180mm
- Watt: 1800
- Weight: 7.1kg
- Supplied with mixing paddle
- Speed Settings: 250-480rpm \ 430-850rpm



### | PORTAMIX HIPPO

SKU: PMH80SRL

- The most effective mobile mixing station that reduces time and physical effort in mixing jobs.
- Mixing multiple batches is easier and faster with the new, removable liner and rimless canister system.
- Resilient, pliable liner is easily cleaned
- Flexible – easily breakout compound buildup
- Ideal for resins, epoxies and other difficult-to-clean materials
- Dust extraction port to allow vacuum connection to reduce dust hazard while mixing



### | PORTAMIX PELICAN

SKU: PMP80

- Mix up to 3 × 20kg bags
- Full dust control lid to help protect you, your lungs and reduce mess
- Vacuum port for dust extraction
- Resilient canister liner is ideal for epoxies and other difficult to clean materials

## I SHORING TOWER

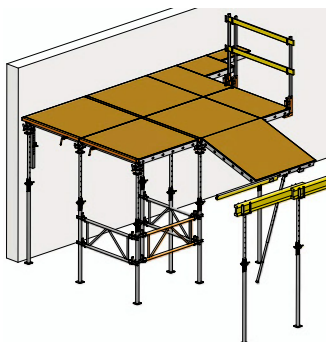

The AC shoring Tower, thanks to its high capacity load (max 60 kN) and fast assembling, is the ideal solution for shoring at very high height (up to 12,5 Foto-torremeters). This system made of steel frames provide strength, flexibility and thanks to the integration of various accessories, fits perfectly to the different types of horizontal formworks that are being use and also can be easily lifted by cranes. Designed to last longer, is also equipped with a large quantity of safety accessories as platforms, internal ladders and double lateral guardrails.

### CORROSION PROTECTION:

- Hot dip galvanization: min. thickness 50m, following UNI EN 40
- Passive electrolytic galvanization: min. coating thickness 10m

### MANUFACTURING STANDARDS:

- NF EN 12812/3
- UNI EN 729-2:1996



## I RAPIDECK

Rapideck is a system of horizontal formwork, ideal for all types of reinforce concrete decks of large dimensions casted in place.

It is recognizable for its speed and safety during assembly and disassembly thanks to the reduced number of elements (highly integrated with each other and interchangeable) and a full range of accessories (props DIN EN 1065), with which you can make any kind of configuration in an easy and economical way, minimizing and facilitating the infill zone needed and the side closing.

The aluminum frame ensures lightness, while the mantle phenolic plywood makes it water resistant and therefore durable (100+50 uses minimum).

Rapideck is available in both fixed head and drop head configuration. This facilitates the earlier stripping, guaranteeing a considerable saving of time and number of panels.

### FEATURES:

- Panels of various sizes, to cover large areas quickly and to reduce to a minimum the expensive infill zones.
- Extremely lightweight panels due to the aluminum frame.
- Perfect fit between panels due to the use of the connection handles.
- Accessories that allow both, the side closure and the operator protection.
- Variety of accessories to facilitate infill areas.
- Drop Head for early stripping.
- Extreme durability of both, the aluminum frame and the wooden panel.



## COUPLERS

SKU:	RANGE:
SW48	Swivel 360°
FX48	Fixed 90°
SCAC7648	D-series Prop Coupling



## SCAFFOLD TUBING

SKU: GALVPIPE

- Size: 6.5m
- Outside dia: 48mm



## PROP FORK HEAD

SKU: V54Z

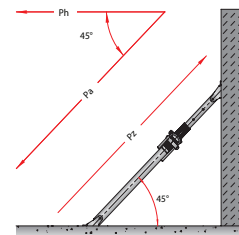
- Size: 90 x 165mm



## PROPS



SKU:	SIZE:	FORCE RATING:
6140-EP125	1.52m - 2.5m	29.50kN - 20.60kN
6140-EP130	1.82m - 3.0m	29.50kN - 15.75kN
6140-EP135	2.02m - 3.5m	29.50kN - 11.51kN
6140-EP140	2.32m - 4.0m	29.50kN - 8.75kN

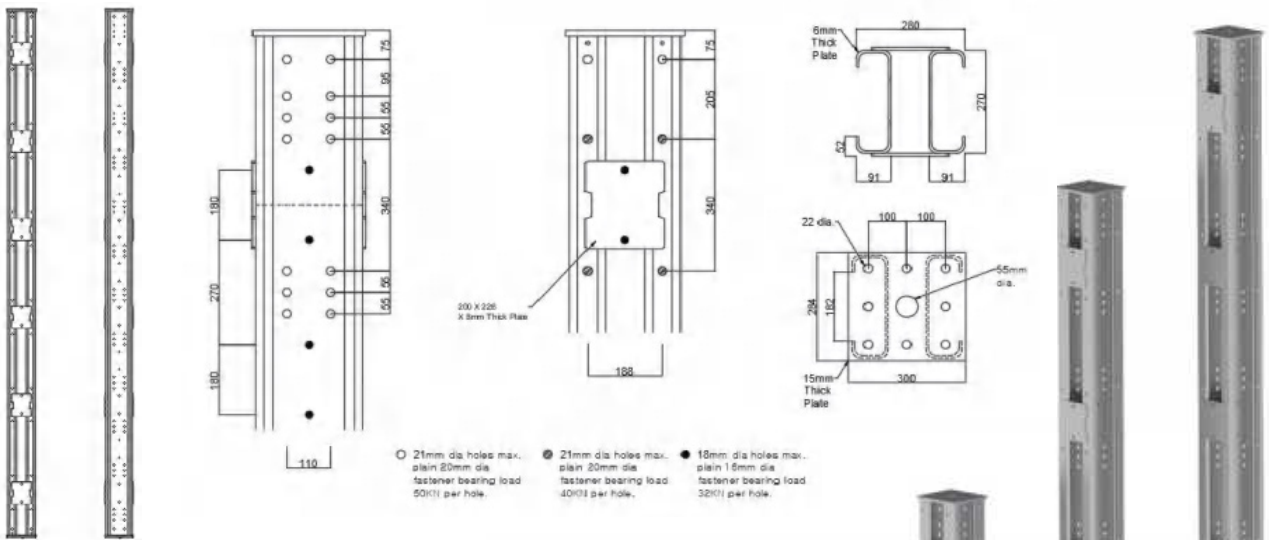


## TILT PROPS

SKU:	SIZE:	FORCE PH:	FORCE PA:	FORCE PZ:
TB31ZG	1.9m - 3.1m	2100 - 943kg	3000 - 1333kg	3000kg
TB41ZG	2.4m - 4.1m	2036 - 889kg	2880 - 889kg	3000kg
TB51ZG	3.1m - 5.1m	1570 - 566kg	2220 - 800kg	3000kg



# MEGA BEAM SYSTEM



Mega Beam is a versatile temporary modular heavy-duty propping system that can be adapted to the most demanding projects on construction sites. Its most frequent uses are the support of bridges, superstructures and ground shoring applications.

## APPLICATIONS:

- Maintenance for bridge construction
- Support for stadium steel frame
- Support for airport steel frame
- Historical building facade retention
- Building remodeling and gantry setup
- Temporary support for city rail road
- Tunnel construction



## CODE:

DMB5400  
DMB4500  
DMB2700  
DMB1800  
DMB0900  
DMB0450  
DMB0270  
DMB0090  
DMB0015

## LENGTH:

5400mm  
4500mm  
2700mm  
1800mm  
900mm  
450mm  
270mm  
90mm  
15mm

## WEIGHT:

316.0 kg  
266.0 kg  
160.0 kg  
112.0 kg  
65.0 kg  
45.0 kg  
35.0 kg  
25.0 kg  
10.0 kg




# MEGA BEAM COMPONENTS



## BRACE PLATE

CODE:	SIZE:	WEIGHT:
DMB 02	500 × 500mm	60kg




## ROCKING HEAD

CODE:	SIZE:	WEIGHT:
DMB 03	300 × 248mm	47kg



## PUSH PULL TILT PLATE

CODE:	WEIGHT:
DMB 04	49kg



## JACK PLATE

CODE:	PRODUCT:	WEIGHT:
DMB 05	290 × 290 × 40mm	26kg



## END PLATE

CODE:	SIZE:	WEIGHT:
DMB 06	290 × 290mm	9.5kg



## HYDRAULIC UNIT

CODE:	SIZE:	WEIGHT:
DMB 07	400 × 610mm	137kg



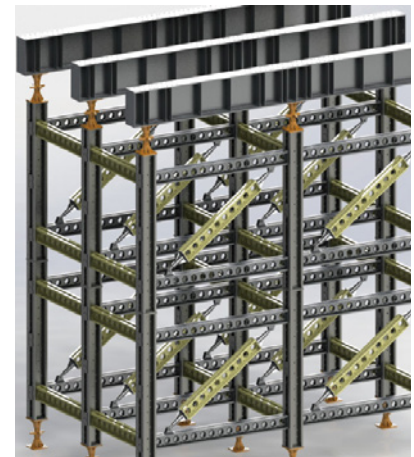
## MEGA TRUSS NODE

CODE:	WEIGHT:
DMB 08	49kg




## SCREW JACK 100 TON

CODE:	SIZE:	WEIGHT:
DSJ 100TON	400 × 660mm	66kg

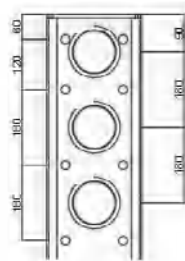




# WALER BEAM SYSTEM

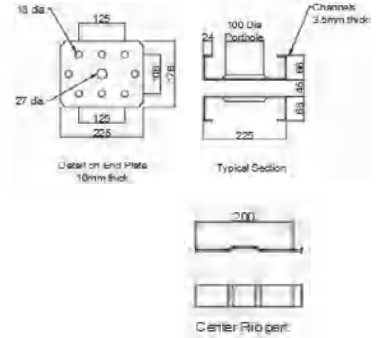


**APPLICATIONS:**


- Wall Formwork Panels
- Bridge cantilever edge and deck supports
- Traveling gantries
- Vertical and Raking shores
- Spanning beams and trusses
- Support structures for temporary site building
- Facade retention
- Lengths from 90mm to 3.6m give almost unlimited scope for assembling beams
- Standard accessories and clamps make it fully compatible with other components and easy to assemble/disassemble




 100mm dia porthole max bearing in hole pair 65kN  
 21mm dia max bearing in hole pair  
 45kN with M20 × 90 grade 4,6 bolt  
 54kN with M20 × 100 grade 8,8 bolt or M20 High Yield Pin



CODE:	LENGTH:	WEIGHT:	CODE:	LENGTH:	WEIGHT:
DWB2236	<b>3600mm</b>	<b>73.0kg</b>	DWB2207	<b>720mm</b>	<b>20.0kg</b>
DWB2227	<b>2700mm</b>	<b>55.0kg</b>	DWB2205	<b>540mm</b>	<b>16.0kg</b>
DWB2218	<b>1800mm</b>	<b>40.0kg</b>	DWB2203	<b>360mm</b>	<b>12.4kg</b>
DWB2212	<b>1260mm</b>	<b>35.0kg</b>	DWB2201	<b>180mm</b>	<b>11.0kg</b>
DWB2209	<b>900mm</b>	<b>22.1kg</b>	DWB2200	<b>90mm</b>	<b>9.6kg</b>



# WALER BEAM COMPONENTS



## 6 WAY CONNECTOR

CODE: WEIGHT:


DWB0001 25kg



## BEAM JACK

CODE: WEIGHT:

DWB0002 12.8kg



## ANCHOR PLATE

CODE: WEIGHT:

DWB0003 7.4kg



## PIVOT CLEAT SET

CODE: WEIGHT:


DWB0004 8.8kg



## FOOT JACK ADAPTOR

CODE: WEIGHT:

DWB0005 5.7kg



## TILT PLATE

CODE: WEIGHT:

DWB0006 4.8kg



## BRACING CONNECTOR

CODE: WEIGHT:

DWB0007 2.1kg



## TURN BUCKLE STRUT

CODE: WEIGHT:

DWB0008 8.4kg



**| SAFETY CAPS**

SKU: SCY100

- 100 per bag



**| YELLOW REO CAPS**

SKU: 6193-RS1220

- Suits rebar size 12mm-20mm OD
- 50 per bag



**| ORANGE REO CAPS**

SKU: 6193-RS2436

- Suits rebar size 24mm-36mm OD
- 50 per bag



**| 1m NEVOSAFE REBAR SAFETY STRIP - STEEL REINFORCED LINER**

SKU: 104094

- Suits rebar size 6mm-20mm OD
- Comes in 1m strips



**| 1m NEVOSAFE REBAR SAFETY STRIP - NON REINFORCED**

SKU: 104096

- Suits rebar size 6mm-20mm OD
- Comes in 1m strips



**| HEAVY DUTY STEEL LINED REBAR PROTECTION CAPS**

**| YELLOW CAPS**

SKU: 114013

- Suits rebar size 6mm-20mm OD
- 40 per bag



**| RED CAPS**

SKU: 114014

- Suits rebar size 20mm-36mm OD
- 30 per bag

**| CLASS 5 EARPLUGS**

SKU:

QTY:

6161-EPU200

200pk



**| POWERPAC PRO SAFETY GLASSES**

SKU:

LENS TYPE:

MOQ:

619-HC200C

Clear

12

619-HC200S

Smoke

12



**| POWERPAC ECONOMY SAFETY GLASSES**

SKU:

LENS TYPE:

MOQ:

619-P802C

Clear

12

619-P802S

Smoke

12



**| SAFETY VESTS**

SKU:	COLOUR:	STYLE:	SIZES:
6133-HVY-S	Orange	Standard	
6133-HVO-S	Yellow	Standard	S - 4XL, 6XL & 8XL
6133-HVYSTMS	Yellow	STMS Patch	



**| GRIP-IT SAFETY GLOVE**

SKU:	SIZE:	MOQ:
6161-GRIPPER08	8 / M	12
6161-GRIPPER09	9 / L	12
6161-GRIPPER10	10 / XL	12
6161-GRIPPER011	11 / 2XL	12



**| CUT 5 GLOVES**

SKU:	SIZES:	MOQ:
6161-CUT508	8 / M	12
6161-CUT509	9 / L	12
6161-CUT510	10 / XL	12
6161-CUT511	11 / 2XL	12



## WACKER NEUSON MG21 2kVA

SKU: 5000630383

### SPECIFICATIONS

- Engine: Wacker Neuson LC148F Petrol
- Weight: 21kg
- Max Output: 2.0kW
- Max Rated Output: 1.8kW
- Frequency: 50Hz



## WACKER NEUSON MG5 5kVA

SKU: 630393

### SPECIFICATIONS

- Engine: Wacker Neuson 188FD Petrol
- Weight: 79kg
- Max Output: 5.5kW
- Max Rated Output: 5kW
- Frequency: 50Hz
- Electric and Manual Start

Wheel kit comes fitted



## H CLASS EXTRACTOR

SKU: AISP35H

- H Class
- Wet and Dry
- Capacity: 35L
- Wattage: 1,600W
- Filter Vibration
- 240V Power Outlet



## PORTABLE PRESSURE WASHERS 2700

SKU:	PRESSURE:	FLOW:	ENGINE:	SUPPLIED:
1970-120BAR2765C-H	2700psi	11.43Lpm	Honda 6.5hp	10m hose, 4 nozzles, Gun & Lance
1970-120BAR4013C-H	4000psi	15.00Lpm	Honda 13hp	15m hose, 4 nozzles, Gun & Lance



## TRAILERISED PRESSURE WASHER

SKU: TW4000CM

### SPECIFICATIONS

- Pressure: 4000psi
- Flow rate: 15.00Lpm
- Honda 13hp engine
- Comet plunger pump
- Capacity: 500L tank

Supplied with:

- 50m pressure hose and reel
- 4 nozzles
- Gun & Lance



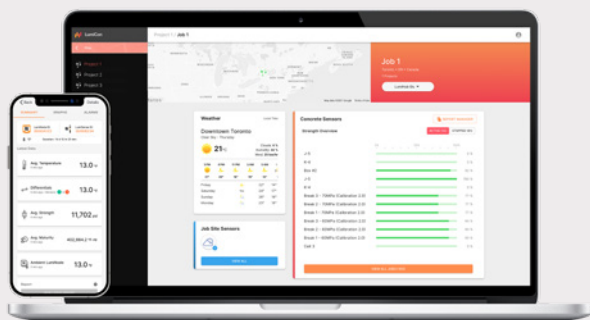
# CONCRETE MONITORING PLATFORM

**LUMICON**

## YOUR EASY INSTALL CONCRETE MATURITY MONITORING PLATFORM

Using advanced digital sensing and IoT technology, LumiCon delivers real-time data and valuable insights on the curing progress of your concrete, helping you prevent delays and manage quality assurance at the thermal shelters quicker. The system helps us the job site.

Results and customized reports are accessible remotely on any device using the LumiCon app and cloud dashboard. Alerts keep your project team updated on the progress of your concrete jobs and help you make informed decisions.



## LUMINODE+

- Cloud based
- Connects via cell network
- Real time data access 24/7 via mobile app
- Customisable alerts
- Multi format reporting data via PDF, CSV, Excel
- IP68 rated components
- Hire or purchase the system
- Recharge via USB-C
- Easy to use
- Easy to install monitoring sensors
- Up to 30 sensors per cable

PLUG AND PLAY





## I LUMISENSE PRO

**LUMISENSE PRO IS COMPATIBLE WITH UP TO 30 SENSORS ON A SINGLE CABLE.**

LumiSense Pro is a flexible multi-point temperature measurement cable designed to be embedded directly inside concrete. It supports up to a maximum of 30 sensors. Built for extreme reliability and high accuracy, it is designed for measuring temperature at multiple locations inside concrete, freeing the need for multiple loggers/transmitters. LumiSense Pro is fully tested and ruggedized for any demanding construction environment.

A wide variety of selections is available for cable dimensions and sensor spacing for projects requiring higher levels of customization. A single-point sensor cable is also available for specific monitoring requirements.

### SPECIFICATIONS

Operating Temperature Range	-30 to 80 °C	
Typ. Temperature Accuracy	-20 to 70 °C	±0.2 °C
	< -20 °C & > 70 °C	±0.5 °C
Cable Diameter	6.3mm	
Sensor Diameter	15.9 mm	
Cable Pull Strength	100 kg	
Number of Sensors per Cable	Up to 30 Sensors	
Code	6190-LSPS2S7L	


## I LUMISENSE

**LUMISENSE IS ESSENTIAL FOR SYSTEM OPERATION AND MUST BE CONNECTED TO A LUMINODE TRANSMITTER IN ORDER TO COLLECT AND TRANSMIT CONCRETE TEMPERATURE DATA.**

LumiSense is a single-point sensor cable designed to be embedded within a concrete slab prior to pouring. Built for precision and reliability, LumiSense measures temperatures at a high degree of accuracy through a sealed IP68-rated stainless steel end tube.

### SPECIFICATIONS

Operating Temperature Range	-30 to 80 °C	
Typ. Temperature Accuracy	-10 to 80 °C	±0.5 °C
	< -10 °C	±1.0 °C
Cable Diameter	3.2mm	
Sensor Diameter	4.0mm	
Cable Pull Strength	13 kg	
Number of Sensors per Cable	1 Sensor	
Code	6190-LS3	



LumiCon sensors are easy to install. Simply secure the sensors to rebar with tie wraps.



Plug the sensors into the transmitter node for wireless connectivity.



Monitor the performance of your concrete by accessing real-time data available 24/7.



## I REBAR BENDER 24mm Ø CAPACITY

SKU: BT24X5


- 20mm high tensile capacity
- 240V power supply
- Weight: 160kg
- Foot pedal or button control
- Made in Turkey



## I REBAR BENDER 20mm Ø CAPACITY

SKU: MG20B

- 240V power supply
- Weight: 59kg
- Excellent for stirrup bending
- Can bend 2 x 10mm high tensile rebar in 1 action
- Made in Turkey



## I REBAR CUTTERS

SKU:	CAPACITY:	SPEED:	WEIGHT:
RC-16	4 - 16mm	2.5-3.0 S	8kg
RC-20	4 - 20mm	3.0-3.5 S	13kg
RC-25	4 - 25mm	5 S	24.5kg
RC-32	6 - 32mm	5 S	35kg



CORE DRILLING UP TO 450mm  
DIAMETER AVAILABLE ONLINE





## I MHS5 FLOOR SCABBLER- 9 POINT

SKU: 159.5075

### SPECIFICATIONS

- Keying poured concrete surfaces in preparation for subsequent pouring
- Rust removal from steel
- Preparation of cracks on floors prior to repairs
- Laitance removal of weaker surface layer where extreme bearing strength is applied
- Aggregate exposure on decorative panels
- Weight: 114kg
- Cutting depth: 290mm
- Air Consumption: 80cfm

## I LAYFLAT HOSE KITS

SKU: LAYFLATKIT

### SIZES:

- 50mm x 25m
- 75mm x 25m
- 100mm x 25m



## I 2" ELECTRIC PUDDLE PUMP

SKU: 1920-FLSR-400

### SPECIFICATIONS

- Motor: 50Hz 230V
- Weight: 12kg
- Pump Size: 2"/50mm
- Discharge Head: 7m
- Discharge Capacity: 140 L/per min
- Max Solid Size: 2mm
- Cable Length: 10m




## I POLE SCABBLER LPS55

SKU: 150.5001

### SPECIFICATIONS

- Weight: 13.4 kg
- Length: 1392 mm
- Blows Per Minute: 1100 bpm
- Air Consumption: 30cfm
- Vibration level (Aeq): 35.0 m/s<sup>2</sup>



## I TRIPLE HEAD SCABBLER

### SPECIFICATIONS

- Weight: 5.2 kg
- Length: 485 mm
- Working Height: 160 mm
- Blows per Minute: 2400 x 3 bpm
- Air Consumption: 30cfm
- Noise Level: 98dB
- Vibration Level: 8.7 m/s<sup>2</sup>

### SKU:

153.5200

153.6150

### HANDLE TYPE:

Standard

Overhand



## I 2" ELECTRIC SUBMERSIBLE CONTRACTORS PUMP

SKU: 1920-FLSR-750

### SPECIFICATIONS

- Motor: 50Hz 230V
- Weight: 12kg
- Pump Size: 2"/50mm
- Discharge Head: 10m
- Discharge Capacity: 200 L/per min
- Max Solid Size: 7mm
- Cable Length: 10m
- Float Switch: Optional



**LONG HANDLE ROUND MOUTH SHOVEL #2**

SKU:	TYPE:
ATO1600	Wooden
ASO0600	Fibreglass



**PLUMBER SHOVEL**

SKU:	TYPE:
ATO3612	Wooden
AS00612	Fibreglass



**LONG HANDLE SQUARE MOUTH SHOVEL**

SKU:	TYPE:
ATO2618	Wooden #8
AS00614	Fibreglass #3



**D-HANDLE SQUARE MOUTH SHOVEL #2**

SKU:	TYPE:
AT02606C	Wooden



**D-HANDLE ROUND MOUTH SHOVEL #2**

SKU:	TYPE:
AT01602	Wooden #2
AT01603	Wooden #3



**D-HANDLE CONTRACTOR SPADE**

SKU:	TYPE:
AT04630	Steel
AS00630	Fibreglass



**D-HANDLE TRENCHING SPADE**

SKU:	TYPE:
AT04838	Steel
AS00830	Fibreglass



**D-HANDLE SQUARE MOUTH SHOVEL**

SKU:	TYPE:
OX-T280109	Steel



**LONG TRENCHING SHOVEL**

SKU:	TYPE:
ATO3815	Wooden



**BOLT CUTTERS**

SKU:	LENGTH:
HHBC350	350mm
HHBC450	450mm
HHBC600	600mm
HHBC750	750mm
HHBC900	900mm
HHBC1050	1050mm



**KNIPEX TIE WIRE NIPS**

SKU:	LENGTH:
KP68-180	180mm
KP68-200	200mm
KP68-280	280mm



**TAPE MEASURE**

CODE:	DESCRIPTION:
OX-T020108	8m x 25mm Metric
OX-T020110	10m x 25mm Metric



**SQUEEGEES**

CODE:	TYPE:	SIZE:
20030	Straight Head	750mm
20424	Curved Head	600mm
20430	Curved Head	750mm



**BRUSHWARE**

CODE:	BROOM WIDTH:	TYPE:
10601	355mm	Hi-Vis - Poly Hard
10613	355mm	White - Poly Hard
12125	610mm	Platform Brooms - Soft
12131	760mm	Platform Brooms - Soft
12137	915mm	Platform Brooms - Soft
B1030	N/A	Gong Brush



**MARKER PAINT 500ml 360° INVERTIBLE**

SKU:	COLOUR:	QTY:
612-WHTMP500	White	12
612-FLRMP500	Fluoro Red	12
612-FLBMP500	Fluoro Blue	12
612-FLGMP500	Fluoro Green	12
612-FLYMP500	Fluoro Yellow	12
612-FLOMP500	Fluoro Orange	12
612-FLPMP500	Fluoro Pink	12



**HEAVY DUTY POWER LEADS**

SKU:	TAG:	LENGTH:	AMP:
EL153	Y	30m	10A



**PALLET TRUCK**

SKU:	CAP:	LENGTH:	WIDTH:
CPT250	2500kg	1220mm	685mm



**STRING LINE**

SKU:	PRODUCT:
OX-T102910	Reel
CM80FL	Stick




**BUILDERS PENCIL**

CODE:	QTY:
OX-T022910	10




**STEEL STRAP**

SKU:	DESCRIPTION:	ROLL TYPE:	BREAK STRAIN:
6142	19mm x 216m (Ribbon Wound)	18kg	923kg
6220	Steel Strap Dispenser	N/A	N/A



**STEEL STRAPPING ACCESSORIES**

SKU:	DESCRIPTION:	PACK QTY:
6200590	Talon standard steel strap tensioner	N/A
6204	Talon C314 steel strap crimper 19mm	N/A
6182	19MM Snap on Seals Galvanised	500
6183	19mm high Tensile Pusher Seals Galvanised	500



**RATCHET TIE DOWNS**

SKU:	TYPE:	CAPACITY:	LENGTH:
TDL56	Endless	1500kg	6m
T6	Ratchet	1500kg	6m
T9	Ratchet	2500kg	9m



**METAL CHALK REEL**

SKU:	LENGTH:
C7100	30m



**RETRACTABLE KNIFE**

CODE:	PRODUCT:	BLADES:
119-2D	Knife	1
921-2	Blade Pack	100



**CRAYONS**

CODE:	COLOUR:
MC100BK	Black
MC100BL	Blue
MC100G	Green
MC100R	Red
MC100W	White
MC100Y	Yellow



**CHALK REFILLS**

SKU:	COLOUR:	SIZE:
KS8Y	Yellow	228g
KS8GO	Glo Orange	228g
KS8R	Red	228g
KS8B	Blue	228g
KS8W	White	228g
KS8BK	Black	228g

## CONICAL SKIPS CENTRAL/SIDE DISCHARGE

- Concrete bucket with central and side unloading - (detachable side chute)
- Big lever for opening and two springs close automatically the discharge valve
- Reduced height to assist filling
- Detachable Side Chute
- Accessories available:  
Forklift  
Pockets and Hose

MODEL:	CAPACITY:	CAPACITY:	WEIGHT:
CL-99N	<b>1000L</b>	<b>2600kg</b>	<b>245kg</b>
CL-150N	<b>1500L</b>	<b>3900kg</b>	<b>280kg</b>
CL-200N	<b>2000L</b>	<b>5200kg</b>	<b>390kg</b>
CL-300N	<b>3000L</b>	<b>7830kg</b>	<b>585kg</b>

## CONICAL SKIPS HOSE DISCHARGE

- With rubber hose and spring lever operated gate
- Standard rubber hose Ø 200 mm

MODEL:	CAPACITY:	CAPACITY:	WEIGHT:
CT-50	<b>500L</b>	<b>1300kg</b>	<b>120kg</b>
CT-80	<b>800L</b>	<b>2080kg</b>	<b>175kg</b>

## COLUMN SKIPS

### LAYDOWN CONCRETE SKIP WITH RUBBER HOSE DISCHARGE

- High performance concrete skip with 2.0m x 200mm Rubber Hose
- Designed to lay down when standing on the ground to assist filling
- When lifted, it returns to its vertical position

MODEL:	CAPACITY:	CAPACITY:	WEIGHT:	HEIGHT:
BC-99A	<b>1000L</b>	<b>2600kg</b>	<b>365kg</b>	<b>900mm</b>
BC-150A	<b>1500L</b>	<b>3900kg</b>	<b>450kg</b>	<b>1100mm</b>
BC-200A	<b>2000L</b>	<b>5200kg</b>	<b>525kg</b>	<b>1200mm</b>
BC-300A	<b>3000L</b>	<b>7800kg</b>	<b>1200kg</b>	<b>1900mm</b>



# POWERPAC SITEVEND



**STOCK  
WITH WHAT  
YOU NEED**

**TALK TO US ABOUT  
HAVING THIS AMAZING  
ASSET ON YOUR SITE TODAY!**

Contact **0800 23 57 89** or speak with your Rep

- Bright touch screen interface for easy evening and early morning operation
- Glove friendly
- Search function reduces chance of vending the wrong item
- Confirm purchase via unique code with billing at set intervals ie; monthly

## INTUITIVE INTERFACE



**PAY WITH  
PAYWAVE  
OR RFID**

## WHY POWERPAC SITE VEND?

- 24/7 Product availability
- No delivery charges
- Pay for what you use
- Less costs/ lower inventory needs
- Reduce your carbon footprint
- No waiting for deliveries
- Project specific supplies of your choice

**POWERPAC VENDING MACHINE**




powerpac.co.nz/sitevend

# POWERPAC SITE POD



# POWERPAC SITE POD

**YOUR MOBILE ON-SITE SUPPLY SOLUTION**



## WHY POWERPAC SITE POD?

- 24/7 Access
- Regularly restocked
- Powerpac owns the stock
- Pay for what you use
- Free delivery to site
- No hidden fees or costs
- Saves your staff time
- Ideal for remote projects

## STORE INSIDE

DRILLING	SURFACE PROTECTION	FORMPLY & LVL	CONCRETE PRODUCTS
FASTENINGS	ABRASIVES	PPE	ENVIRONMENTAL































































...and more

# ON SITE SOLUTIONS

EVERYTHING YOU NEED FOR YOUR SITE

# POWERPAC

Solutions Delivered Fast

SITE SET UP	CIVIL	CIVIL	CONCRETE	CONCRETE	BUILDING & CONSTRUCTION	BUILDING & CONSTRUCTION
						
						
						
						
						
						
						
						
						
						




# CRANAGE & LIFTING ATTACHMENTS



## PERSONNEL CAGES




## CONICAL SKIPS



## COLUMN SKIPS



## SELF TIPPING WASTE SKIPS



## CRANABLE GOODS CAGE




## LIFTING FORKS







# I NOTES





**POWERPAC**

 **0800 23 57 89**  
 [sales@powerpac.co.nz](mailto:sales@powerpac.co.nz)

**AUCKLAND**  
82 McLaughlins Rd, Wiri

**WELLINGTON**  
3 Mohuia Crescent, Elsdon, Porirua

**CHRISTCHURCH**  
115 Hayton Road, Wigram

**POWERPAC.CO.NZ**